



ANNUAL REPORT

2020-21





M FPI
MINISTRY OF FOOD PROCESSING INDUSTRIES
GOVERNMENT OF INDIA



ANNUAL REPORT

2020-21



ABBREVIATION		
S. No.	Abbreviation	Full Form
1.	AICTE	All India Council for Technical Education
2.	AIFPA	All India Food Processors' Association
3.	AISHE	All India Survey on Higher Education
4.	ASI	Annual Survey of Industries
5.	ASSOCHAM	Associated Chambers of Commerce and Industry of India
6.	BE	Budget Estimate
7.	CA	Controlled Atmosphere
8.	CCEA	Cabinet Committee on Economic Affairs
9.	CEFPPC	Creation/Expansion of Food Processing and Preservation Capacities
10.	CIPHET	Central Institute of Post-Harvest Engineering and Technology
11.	CMS	Content Management System
12.	CPC	Central Processing Centre
13.	CPGRAMS	Centralized Public Grievance Redress And Monitoring System
14.	CVO	Chief Vigilance Officer
15.	DFRL	Defence Food Research Laboratory
16.	DPIIT	Department for Promotion of Industry and Internal Trade
17.	DPR	Detailed Project Report
18.	EFC	Expenditure Finance Committee
19.	EMD	Earnest Money Deposit
20.	EOI	Expression of Interest
21.	ETP	Effluent Treatment Plant
22.	FAOSTAT	Food and Agriculture Organization Corporate Statistical Database
23.	FDI	Foreign Direct Investment
24.	FICCI	Federation of Indian Chambers of Commerce and Industry
25.	FICSI	Food Industry Capacity and Skill Initiative
26.	FINER	Federation of Industry & Commerce of North Eastern Region
27.	FPO	Farmer Producer Organisations
28.	FSSAI	Food Safety and Standards Authority of India
29.	FTL	Food Testing Laboratories
30.	GDP	Gross Domestic Product
31.	GeM	Government e-Marketplace
32.	GHP	Good Hygiene Practices
33.	GMP	Good Manufacturing Practices
34.	GVA	Gross Value Added
35.	HACCP	Hazard Analysis and Critical Control Points
36.	HLIS	Harmonized List of Infrastructure Sub-Sectors
37.	IA	Implementing Agencies
38.	IBRTC	International Bakery Research and Training Centre
39.	ICAR	Indian Council of Agricultural Research
40.	ICAR-KVK	Indian Council of Agricultural Research (Krishi Vigyan Kendra)
41.	ICEFSQ	International Centre of Excellence for Food Safety and Quality
42.	IGPB	Indian Grape Processing Board
43.	IGPRTC	International Grain Processing Research and Training Centre
44.	IIFPT	Indian Institute of Food Processing Technology
45.	IMAC	Inter-Ministerial Approval Committee

46.	IQF	Individual Quick Freezing
47.	ISO	International Organization for Standardization
48.	ITC (HS)	Indian Trade Clarification Based on Harmonized System
49.	ITDP	Integrated Tribal Development Programme
50.	KVIC	Khadi and Village Industries Commission
51.	LLPD	Lakh Liter Per Day
52.	MFP	Mega Food Parks
53.	MIDH	Mission for Integrated Development of Horticulture
54.	MSMED	Micro, Small and Medium Enterprises Development
55.	NABARD	National Bank for Agriculture and Rural Development
56.	NABCONS	NABARD Consultancy Services
57.	NABL	National Accreditation Board for Testing and Calibration Laboratories
58.	NAFED	National Agricultural Cooperative Marketing Federation of India
59.	NCCD	National Centre for Cold Chain Development
60.	NER	North Eastern Region
61.	NHB	National Horticulture Board
62.	NHM	National Horticulture Mission
63.	NIC	National Informatics Centre
64.	NIFTEM	National Institute of Food Technology Entrepreneurship & Management
65.	NIRF	National Institutional Ranking Framework
66.	NMFP	National Mission on Food Processing
67.	NMPPB	National Meat & Poultry Processing Board
68.	NSDC	National Skill Development Corporation
69.	NSS	National Service Scheme
70.	NSSO	National Sample Survey Office
71.	OIV	International Organisation of Vine and Wine
72.	OLIC	Official Language Implementation Committee
73.	PAC	Public Accounts Committee
74.	PIA	Project Implementing Agency
75.	PLR	Prime Lending Rate
76.	PMA	Project Management Agency
77.	PMC	Project Management Consultant
78.	PMKSY	Pradhan Mantri Kisan Sampada Yojana
79.	PPC	Primary Processing Centre
80.	PPRC	Paddy Processing Research Centre
81.	QP	Qualification Packs
82.	R & D	Research and Development
83.	RE	Revised Estimate
84.	SERB	Science and Engineering Research Board
85.	SHG	Self Help Groups
86.	SPV	Special Purpose Vehicle
87.	TC	Technical Committee
88.	TOP	Tomato, Onion and Potato
89.	TQM	Total Quality Management
90.	VAP	Village Adoption Programme

CONTENTS

CHAPTER - 1

ABOUT THE MINISTRY	07 - 24
---------------------------	---------

CHAPTER - 2

GENERAL STATUS OF FOOD PROCESSING SECTOR	25 - 46
---	---------

CHAPTER - 3

STRATEGY AND INITIATIVES TO PROMOTE FOOD PROCESSING SECTOR	47 - 52
---	---------

CHAPTER - 4

PRADHAN MANTRI KISAN SAMPADA YOJANA (PMKSY)	53 - 86
--	---------

CHAPTER - 5

PM FORMALIZATION OF MICRO FOOD PROCESSING ENTERPRISES (PMFME) SCHEME	87 - 92
---	---------

CHAPTER - 6

INITIATIVES UNDER AATM NIRBHAR BHARAT ABHIYAN	93 - 96
--	---------

CHAPTER - 7

AUTONOMOUS INSTITUTIONS	97-108
--------------------------------	--------

CHAPTER - 8

DEVELOPMENT OF NORTH EASTERN REGION	109 - 112
--	-----------

CHAPTER - 9

USE OF OFFICIAL LANGUAGE IN THE MINISTRY	113 - 115
---	-----------

LIST OF TABLES

S. No.	Table	Title
Chapter-1		
1.	Table-1.1	Details of Members of Sexual Harassment Committee
2.	Table-1.2	Details of Members of SC/ST/OBC Grievance Cell
3.	Table-1.3	Women Employment in Food Processing Sector
4.	Table-1.4	Academic Activities–Passed out up to 2020
5.	Table-1.5	Academic Activities–Continuing
6.	Table-1.6	Academic Activities–Passed out UP TO 2021
7.	Table-1.7	Academic Activities–Continuing
8.	Table-1.8	Other Activities relating to performance of women in 2020-21

Chapter-2

1.	Table-2.1	Gross Value Added (GVA) by Food Processing Industries (FPI) at Constant 2011-12 Prices
2.	Table-2.2	Key Parameters of Registered Industries
3.	Table-2.3	Employment in Food Processing Industry
4.	Table-2.4	Sub-Sector Wise Key Parameters of Registered Food Processing Industries
5.	Table-2.5	Principal Characteristics of Registered Food Processing Units: MSME Census 2006-07
6.	Table-2.6	State/UT-wise No. of Registered and Unincorporated Food Processing Units in India
7.	Table-2.7	India's Position in World Production of Agricultural & Food Products 2017
8.	Table-2.8	India's Food Export to the World
9.	Table-2.9	India's Food Import from the World
10.	Table-2.10	India's Share in Global Food Trade
11.	Table-2.11	FDI Equity inflow to FPI
12.	Table-2.12	Estimated Percentage Loss of Major Agricultural Produce in India
13.	Table-2.13	Losses in Key Horticultural and Cereal Crops

Chapter-4

1.	Table-4.1	Implementation status of Mega Food Parks (As on 31 st December, 2020)
2.	Table-4.2	Details of Budget allocation and Expenditure in Mega Food Parks
3.	Table-4.3	Phase-wise Implementation of Projects (As on 31 st December, 2020)
4.	Table-4.4	Budget Allocation in Cold Chain (Year-wise)
5.	Table-4.5	Requirement of Cold Chain
6.	Table-4.6	Laboratories assisted from 2007-08 to 2020-21
7.	Table-4.7	R&D Projects assisted during 12th Plan onwards

Chapter-7

1.	Table-7.1	Academic Programmes of NIFTEM
----	-----------	-------------------------------



ANNEXURES

S. No.	Subject	Pages
I	Abbreviation	116
II	Sanctioned strength, number of employees in position, number of employees belonging to Scheduled Castes and Scheduled Tribes in the MOFPI (As on 31 st December, 2020)	118
III	Status of Implementation of 39 Mega Food Park Projects (As on 31 st December, 2020)	119
IV	State-wise Implementation of Cold Chain Scheme (As on 31 st December, 2020)	122
V	List of State wise approved food processing units under CEFPPC Scheme as on 31 st December, 2020	143
VI	List of State wise approved projects under Agro Processing Clusters scheme (As on 31 st December, 2020)	178
VII	State-wise details of the projects approved under Scheme for Creation of Backward and Forward Linkages	184
VIII	Food Testing Laboratory Projects Supported during 2020 (As on 31 st December, 2020)	189
IX	Food Testing Laboratories Assisted by MoFPI and their NABL / FSSAI Notification Status (As on till 31 st December, 2020)	190
X	A Grant released under R&D Scheme by Ministry from 01 st Januray, 2020 to 31 st December, 2020	196
XI	A - List of Events for which MoFPI extended / released financial support during 01 st January, 2020-31 st December, 2020 B - In-principle Approval given under the Scheme for Promotional Activities, Advertisement, Publicity, Studies and Surveys (01 st January, 2020-31 st December, 2020) C - Financial assistance given under the Scheme for Promotional Activities, Advertisement, Publicity, Studies and Surveys to NER events (01 st January, 2020-31 st December, 2020)	198
XII	Status of Implementation of approved Projects Under Operation Greens Scheme (As on 31 st December, 2020)	206
XIII	Status of Skill Projects (As on 31 st December, 2020)	207



CHAPTER-1

ABOUT THE MINISTRY



MINISTRY OF FOOD PROCESSING INDUSTRIES
GOVERNMENT OF INDIA

CHAPTER - 1 ABOUT THE MINISTRY

1.1 BACKGROUND

The Ministry of Food Processing Industries was set up in July, 1988 to give an impetus for development of food processing sector in the country. Subsequently, vide notification No.DOC.CD-442/1999 dated 15.10.1999, this Ministry was made a Department and brought under the Ministry of Agriculture. It was again notified as the Ministry of Food Processing Industries vide Cabinet Secretariat's Note No.1/22/1/2001- Cab (1) dated 06.09.2001.

1.2 ALLOCATION OF BUSINESS RULES

The subjects allocated to the Ministry under Government of India (Allocation of Business) Rules, 1961 are as under:-

1. Industries relating to:
 - (i) Processing and Refrigeration of certain agricultural products (milk powder, infant milk food, malted milk food, condensed milk, ghee and other dairy products), poultry and eggs, meat and meat products.
 - (ii) Processing of fish (including canning and freezing);
 - (iii) Establishment and servicing of development council for fish processing industry;

- (iv) Technical assistance and advice to fish processing industry;
 - (v) Fruit and vegetable processing industry (including freezing and dehydration); and
 - (vi) Food grains milling industry
2. Planning, development and control of, and assistance to, industries relating to bread, oil seeds, meals (edible), breakfast foods, biscuits, confectionery (including cocoa processing and chocolate making), malt extract, protein isolate, high protein food, weaning food and extruded food products (including other ready to eat foods)
 3. Specialized packaging for food processing industry
 4. Beer including non-alcoholic beer
 5. Alcoholic drinks from non-molasses base
 6. Aerated water and soft drinks

1.3 ROLE OF THE MINISTRY

The Ministry of Food Processing Industries is concerned with formulation and implementation of the policies for the food processing industries within the overall national priorities & objectives. A major issue in the country is to ensure remunerative



prices to the farmers for their produce. If the surplus production of cereals, fruits, vegetables, milk, fish, meat and poultry, etc., is processed and marketed both inside and outside the country, there will be greater opportunities for adding to the income of farmers and employment. A strong and dynamic food processing sector plays a vital role in diversification and commercialization of agriculture, enhancing shelf life, ensuring value-addition to agricultural produce, generation of employment, enhancing income of farmers and creating markets for export of agro foods. The Ministry acts as a catalyst for bringing in greater investment in to this sector, guiding and helping the industry and creating a conducive environment for healthy growth of the food processing industry. The Ministry aims at:

- (i) Creating the critical infrastructure to fill the gaps in the supply chain from farm to consumer;
- (ii) Funding projects for Value addition of agricultural produce;
- (iii) Funding projects for minimizing wastage at all stages in the food processing chain by the development of infrastructure.
- (iv) Funding projects for Induction of modern technology in the food processing industries;
- (v) Encouraging R&D for product and process development;

- (vi) Providing policy support, promotional initiative and facilities to promote value added produce for domestic consumption and also exports.

1.4 FUNCTIONS OF THE MINISTRY

The functions of the Ministry can be broadly classified under policy support, policy initiatives, developmental initiatives and promotional initiatives.

1.4.1 POLICY SUPPORT

- (i) Formulation and implementation of policies for food processing sector within overall national priorities and objectives;
- (ii) Facilitating creation of a conducive environment for healthy growth of the food-processing sector;
- (iii) Promoting rationalization of tariff and duties relating to food processing sector.

1.4.2 POLICY INITIATIVES

Several policy initiatives have been taken from time to time by the government to promote growth of the food processing sector in the country. Some of these are:

- (i) Exempting all the processed food items from the purview of licensing under the Industries(Development and Regulation) Act,1951.

- (ii) 100% Foreign Direct Investment (FDI) permitted through automatic route for food processing sector subject to sectoral regulations.
- (iii) 100% Foreign Direct Investment, under government approval route, for trading, including through e-commerce, in respect of food products manufactured or produced in India.
- (iv) Lower GST for raw and processed product; more than 70% food products are covered in lower tax slab of 0% & 5%;
- (v) Provision of profit linked tax holiday under section 80IB and investment linked deduction under section 35AD of Income Tax Act,1961.
- (vi) Classifying loan to food & agro-based processing units and Cold Chain under agriculture activities for Priority Sector Lending.
- (vii) Cold Chain and Food Parks covered under Harmonised Master List of Infrastructure Sub-sector.
- (viii) Incentivizing creation of infrastructure, expansion of Processing Capacity and developing technology to convert raw produce into value added products.
- ix. Setting up of a Special Fund of Rs. 2000 crore in National Bank for Agriculture and Rural Development (NABARD) to provide

affordable credit for designated Food Parks and agro-processing units.

- (x) Simplifying Application Forms of all the schemes and minimizing requirement of documents.
- (xi) Assisting creation of skill Infrastructure in Food Processing sector and skill development initiatives through the Sector Skill Council [i.e. Food Industry Capacity and Skill Initiatives (FICSI)].
- (xii) Handholding and incentivizing micro food processing units in strengthening their value chain and adherence to regulatory norms

1.4.3 DEVELOPMENTAL INITIATIVES

Several development initiatives have been taken by the Ministry to promote growth of the food processing sector in the country. Some of these are:

- (i) Creating modern infrastructure for supporting the growth of food processing sector through implementation of the Schemes of Mega Food Parks, Integrated Cold Chain and Value Addition Infrastructure, Agro Processing Cluster and Backward & Forward Linkages.
- (ii) Providing assistance for creation and expansion of food processing capacity under various Central Sector Schemes.
- (iii) Widening the R&D base in food processing

- by involvement of various R&D institutes and support to R&D activities.
- (iv) Uploading list of R&D Research Projects/ findings on the Ministry's website for better dissemination, commercial adoption and use by the farmers and entrepreneurs.
- (v) Developing human resources to meet the growing requirement of managers, entrepreneurs and skilled workers in the food processing sector.
- (vi) Assistance for setting up of Food Testing Laboratories, active participation in laying down food standards and their harmonization with international standards.
- (vii) Developing a strong supply chain for perishable farm produce to reach processing centers with minimal loss of time.
- (viii) Introducing Sevottam, charter mark in service delivery for excellence in the Ministry.
- (ix) Regular interaction with the industry and State / UT Governments for activating Single Window System.
- (x) Extending fiscal incentives for the food processing industries.
- (xi) Promoting Foreign Direct Investment under the 'Make in India' initiative.

- (xii) Dissemination of all relevant information relating to food processing sector in the Ministry's website and Investor Portal (Nivesh Bandhu).
- (xiii) Developing an Investor Portal "Nivesh Bandhu" for disseminating information on the state-specific resource potential, policy support and fiscal incentives offered to investors in food processing sector. The investors, both domestic & foreign, are facilitated to put queries relating to any issue on investment in food processing sector through Investors' Portal (<http://foodprocessingindia.gov.in>) or through Ministry's website (<http://mofpi.nic.in>).

1.4.4 PROMOTIONAL INITIATIVES

In order to create awareness about the potential and prospect of food processing industry in the country, this Ministry provides assistance for:

- (i) Organizing Workshops, Seminars, Exhibitions and Fairs;
- (ii) Commissioning of Studies/Surveys, etc.
- (iii) Participation in national/international fairs/exhibitions, etc.

1.5 ORGANIZATIONAL STRUCTURE OF THE MINISTRY

The organizational structure of the Ministry

of Food Processing Industries is at ANNEXURE-I. The total sanctioned strength, number of employees in position and number of employees belonging to scheduled castes and scheduled tribes in the Ministry (as on 31.12.2020) are at ANNEXURE-II.

1.6 NEW INITIATIVES:

1.6.1 RECRUITMENT OF YOUNG PROFESSIONAL:

To give job opportunity to passed out students in courses related to Food Processing Sector/Management, Ministry issued advertisement for recruitment of Young Professionals and appointed them following the transparent process of Examination and Interview. They have been appointed on contract basis for a period of one year initially.

1.6.2 INTERNSHIP PROGRAMME:

To enhance the skill in food Processing sector, MoFPI have started an internship programme, under which students studying in Under Graduate/ Post Graduate/PhD courses can apply and get a certificate from the Ministry. The programme is for a duration of 6-12 weeks. The intake under the programme per quarter is 15.

1.7 INFORMATION & COMMUNICATION TECHNOLOGY IN THE MINISTRY:

1.7.1 MINISTRY'S WEBSITE:

The website of the Ministry (<http://mofpi.nic.in>) is to disseminate information regarding schemes of the

Ministry, database on food processing sector and related matters. MoFPI website is interactive, user friendly, responsive and Content Management System (CMS) driven. It has been designed keeping in view the requirement of investors in food processing industry with emphasis on ways and means to avail benefits under various schemes implemented by the Ministry. The website disseminates detailed information on funding, physical and financial progress in terms of schemes/programs etc. All forms on the website are downloadable. Details of units/organizations assisted under various schemes are also available on the site.

1.7.2 SCHEME MANAGEMENT SYSTEM:

To actively participate in Digital India Program, Ministry has taken an initiative to make procedure related to release of grants simple, easy and transparent through scheme management system. This has been developed for its schemes namely Mega Food Park, Cold Chain, Agro Processing Clusters, Backward and Forward Linkages, Creation and Expansion of Food Processing and Preservation Capacities, Food Testing Laboratories, Research and Development & Operation Greens. The system captures entire workflow starting from the stage of submission of proposals to project conception and thereafter facilitating grant release involving all the stakeholders namely Promoters / Project Execution Agencies, Project Management Agencies (PMAs) and automates all the processes related to grant release.

The module facilitates online submission of

application, document uploading and its status tracking on real time basis. At any stage when the status of proposal gets changed, the system generates automated email alerts and forwards it to concerned stakeholder's email account. The system also provides facilities for queries and reports for monitoring and decision making. The application is hosted on Government of India Cloud Servers to provide fast access of information to stakeholders 24X7.

A dashboard to review Ministry's schemes through their key performance indicators namely number of ongoing projects, pendency at different levels, delays at various levels and various monitoring parameters has been developed and implemented. The dashboard provides at-a-glance view of key performance indicators of the all the schemes included in the scope of Scheme Management System and also assist in tracking performance metrics against Ministry's goals.

1.7.3 INVESTORS' PORTAL:

"Investor Portal: Nivesh Bandhu" (<http://foodprocessingindia.gov.in>)" brings together all relevant informations related to food processing sector on one platform, for the benefit of investors to take informed decisions on investment. The portal provides information on state profiles and State Government policies, incentives offered for promotion of food processing sector, Geo-tagged information on agri- production clusters, availability of raw material, processing units, processing infrastructure, industrial plots, cold chains, testing laboratories, communication network etc. A unique feature of the Portal is the

platform for business networking by the farmers, processors, traders and logistics operators. The investors can seek guidance in specific investment related issues by posting their query on the portal. "Investor Portal: Nivesh Bandhu" can also be accessed through website of the Ministry. The portal earlier hosted on a private server, has been migrated to GOI cloud. The portal is being further revamped.

1.7.4 e-PROCUREMENT:

Complete process of e-tendering from online publishing of tenders inviting online bids, evaluation and award of contract is now being done through Central Public Procurement Portal of Government of India (<http://eprocure.gov.in>). The Ministry has already procured Digital Certificates and the same have been issued to the designated officers. Also all the procurement in Ministry is done through GEM portal.

1.7.5 IMPLEMENTATION OF e-OFFICE:

e-Office is being progressively implemented in this Ministry since 23.03.2015. All new receipts and files are being processed electronically. The percentage of electronic processing has increased to more than 91.00% of total files processed and performance of the Ministry has been appreciated by Department of Administrative Reform & Public Grievance.

1.8 ADMINISTRATIVE VIGILANCE:

Ministry of Food Processing Industries has

been taking due care for maintenance of efficiency and integrity of its personnel and ensuring impartiality, objectivity and transparency in decision-making. Complaints and representations received from the public are given due consideration and are attended promptly ensuring fairness and objectivity. Shri Minhaj Alam, IAS (KL: 1996), Joint Secretary has been appointed as Chief Vigilance Officer (CVO) for the Ministry.

1.9 PUBLIC GRIEVANCES:

(i) The Ministry has appointed Shri Ashok Kumar, Joint Secretary as the Nodal Officer for Public Grievances for monitoring the redressal of grievances and Shri Manoj Joshi, Additional Secretary as the nodal officer for appeal authorities for Public Grievances for monitoring the redressal of grievances in CPGRAMS Portal. The Ministry receives online grievances through CPGRAMS Portal, which are redressed online. The grievance redressal is monitored periodically by the respective Joint

Secretaries. In addition to the online grievances, the Ministry also receives off-line grievances, which are also addressed and monitored in the same manner. The rate of disposal of grievances pertaining to this Ministry as per the CPGRAM Portal is 98.69%.

- (ii) Out of 95 COVID 19 related public grievances received by the Ministry through CPGRAMS Portal, 94 have been disposed.
- (iii) The Citizens' Charter of the Ministry (first published in 2015) is being revised as per the instructions of Department of Administrative Reforms and Public Grievances (DARPG).

1.10 SEXUAL HARASSMENT COMMITTEE:

For dealing with Sexual Harassment of women employees of the Ministry, a Committee has been Constituted, details are shown in Table-1.1 below:-

TABLE 1.1
DETAILS OF MEMBERS OF SEXUAL HARASSMENT COMMITTEE

S. No.	Name of the Officer	Designation of the Officer
1	Smt. Reema Prakash, Joint Secretary	Chairperson
2	Shri S. K. Verma, Director	Member
3	Ms. Suman Sharma, Under Secretary	Member
4	Ms. Shivani Bhardwaj, Programme Director SAFFP	Member

1.11 SC/ST/OBC GRIEVANCE CELL:

For dealing with Grievances of SC/ST,

Ministry has constituted a SC/ST/OBC Grievance Cell, details are shown in Table-1.2 below:-

**TABLE 1.2
DETAILS OF MEMBERS OF SC/ST/OBC GRIEVANCE CELL**

S. No.	Name of the Officer	Designation of the Officer
1	Shri Ashok Kumar, Joint Secretary	Chairperson
2	Shri Atya Nand, Director	Liaison Officer
3	Shri Tual Za Kam, Under Secretary	Member
4	Shri Krishna Murari, Senior Inspecting Officer	Member
5	Shri Sonu Kumar, Assistant Section Officer	Member

1.12 CRISIS MANAGEMENT:

Ministry of Food Processing Industries has constituted Disaster Management Committee. The Committee is headed by Smt. Pushpa Subrahmanyam, Secretary, FPI as the Chairman, with Ms. Reema Prakash, Joint Secretary as the Vice-Chairman and Shri Ashok Kumar, Joint Secretary as the Member / Nodal Officer.

At the very moment of announcement of lockdown, Ministry adopted a proactive approach and established a Grievance Cell and a Task Force for food and food related industries for ensuring hassle free operations and un-interrupted supply of essential goods. MoFPI facilitated timely redressal of 585 issues being faced by the food and allied industry through its dedicated task force and ensured business continuity by facilitating hundreds of units in resuming their operations. Maintaining uninterrupted supply chain and availability of food to the entire country, has been one of the most crucial tasks of MoFPI amidst COVID 19.

1.13 MINISTRY OF FOOD PROCESSING RESPONSE TO COVID 19:

The Ministry took several initiatives for maintaining steady growth of food processing sector amidst COVID 19. Alike many sectors, food processing sector also went through several hitches during the lockdown. Critical issues such as reduction in processing capacity due to plant shutdowns, disruption in logistics and movement of workers, labour availability at manufacturing sites as well as steep drop in demand, liquidity crunch, warehouse shutdown impacted the sector at large.

Communications were sent out by the Ministry to Chief Secretaries of all the states/UTs emphasizing the importance of continuation of food industry and their suppliers. 7 video conferences were organized with industry associations, leading processors, exporters, FPOs, retailers and other stakeholders to assess the situation at the ground level as well as to gauge the industry requirements

in the post lockdown era – industry recommendations were taken into account to provide maximum benefits to this sector under Atmanirbhar Bharat packages. MoFPI also connected with 363 leading processing companies in all states / UTs to understand the capacity utilization and support required to ramp up the production of each unit.

Business Immunity platform for addressing business queries around COVID-19 was launched through Investor facilitation desk with Invest India. The Business Immunity platform provided all information related to new notifications pertaining to COVID 19 and provided support on real time basis.

All the releases made to projects of Pradhan Mantri Kisan Sampada Yojana are preceded by physical site visits to ensure compliance. However, during the lockdown and later too, due to travel restrictions by many states, site visits were difficult to arrange. MoFPI initiated the system of virtual site visits, where physical site visits were not possible, to ensure timely release of grants-in-aid to project promoters to prevent delays in completion of the projects.

1.14 WELFARE OF PERSONS WITH DISABILITIES:

(i) This Ministry is the Cadre Controlling Authority in respect of Industrial Adviser (IA) Cadre with 9 posts, Food & Vegetable Products Order (F & VP) Cadre with 5 posts, Meat Food Products Order (MFPO) Cadre with 5 posts; it is also the cadre controlling

authority for 25 posts of Group 'C' Non-technical Cadre (20 posts of Multi-Tasking Staff [MTS], 04 posts of Staff Car Driver and 1 post of Dispatch Rider). In respect of other posts, the Department of Personnel & Training (DoPT) under Ministry of Personnel, Public Grievances and Pensions, and the Department for Promotion of Industry and Internal Trade (DPIIT) under Ministry of Commerce and Industry are the Cadre Controlling Authorities.

- (ii) The total number of Group 'C' posts (non-technical) is 25 and 4% there of comes to 1. Therefore, 1 post of MTS is considered for reservation under Rights of Persons with Disabilities Act, 2016. The post earmarked as reserved for Persons with Disabilities will be filled up as per roster points allocated to the vacancy.
- (iii) Ramp has been created for easy access of lift by Divyangs. Separate toilet has been created for them in the Ministry.

1.15 SWACHHTA ACTIVITIES UNDER SWACHH BHARAT ABHIYAN:

- (i) Swachhata Pakhwada was observed during 16th – 31st October, 2020 in Ministry of Food Processing Industries and its autonomous bodies namely NIFTEM & IIFPT. Swachhata Pledge was administered by Secretary (FPI) through Video Conferencing in Panchsheel Bhawan. NIFTEM/IIFPT also observed Swachhata

Pakhwada during this period.

- (ii) Extensive cleanliness drive in and around Panchsheel Bhawan has been undertaken by officials of MoFPI on various occasions. On 19/10/2020, an intensive cleanliness drive in IIFPT campus by IIFPT faculties and staffs were organised. The event was initiated with opening remarks by Dr. M. Loganathan, Professor and Head, Department of Academics and Human Resource Development. About 50 faculties and staff have participated in this event. Under Swachhta Pakhwada Programme, A Cleanliness drive has been also carried out in the NIFTEM campus on 27.10.2020 with the volunteers of M/s Sulabh International. Area wise drainage of the campus was also checked. Inspection of all Facilities like gym, cafeteria, auditorium, hostel mess etc. was also undertaken.
- (iii) A Drive for digitalization/weeding out/scanning of files has been undertaken in MoFPI from 22.10.2020.
- (iv) An essay competition on "Importance of Swachhata and Hygiene particularly in Food Processing" has been also organized on 27.10.2020 for increasing awareness among staff/officers of MoFPI. An Online Essay competition (Hindi/English) has been also organized in NIFTEM keeping in view of the COVID situation and total 26 participants participated in the competition on 20.10.2020. Essay Competition were organized in the institute to disseminate the

cleanliness message at different level and was participated by students, staff, faculties & their family members during Swachhta Pakhwada.

- (v) Various Swachhata activities viz. Poem/slogan writing/Painting etc. have been organized by NIFTEM/IIFPT during Swachhata Pakhwada.
- (vi) Competitions to create awareness about Swachhta was conducted on 17.10.2020 and 28.10.2020 to NSS students. In these competitions, slogan writing/painting capacities were conducted. Nearly 30 students participated and took part in the event. The event was conducted online in IIFPT.
- (vii) A Plogging for plastic free environment was conducted by students in IIFPT to collect plastics in their native villages. Nearly 50 students participated in this event.

1.16 GENDER BUDGETING:

1.16.1 Culinary tradition of various communities in India is carried forward over generations by their women folk. Therefore, this Ministry recognizes contribution of women in food processing. Since ages, women are traditionally engaged in food processing activities like making of pickles, papad, nuggets etc. Schemes operated by this Ministry are aimed at providing facilities and incentives for promotion of food processing

industry in the country. These schemes are project oriented instead of being community, caste or gender specific.

1.16.2 The beneficiaries of projects assisted by the Ministry are those supplying raw materials to food processing industries, people working in food processing plants and those engaged in marketing activities. Although the benefit accruing to women from these schemes has not been quantified, efforts are being made by the Ministry to ensure that the maximum benefit of the schemes of the Ministry reaches to the women stakeholders of the sector.

1.16.3 A Gender Budget Cell under the chairpersonship of a Joint Secretary has been set up in the Ministry for effecting changes in the Ministry's policies and programmes, wherever required in a way that could tackle gender imbalances, promote gender equality and development and ensure that public resources through the Ministry's budget are allocated and

managed accordingly.

1.16.4 There is substantial women participation in manufacture of food products and beverages, though the schemes of the Ministry are project oriented and not specific to Community/Caste and Gender. As per the Annual Survey of Industries 2017-18, a total of 2.32 lakh women workers were directly employed in registered food processing units in the country. As regards women employment in unincorporated non-agriculture enterprises of food processing sector, it has been estimated that a total of 12.62 lakh women workers were engaged in the year 2015-16 as per the information released in the National Sample Survey Office (NSSO) 73rd Round (July, 2015 - June, 2016).

1.16.5 WOMEN EMPLOYMENT IN FOOD PROCESSING SECTOR

The overall scenario of women employment in Food Processing Sector is as under in Table -1.3:-

**TABLE 1.3
WOMEN EMPLOYMENT IN FOOD PROCESSING SECTOR**

Sector	**Employed Women Workers (in lakh)	Total Employment-Food Processing Sector (in lakh)	(%) Share of Women
Registered Factories # (2016-17)*	2.32	19.33	12.00
Un-incorporated Non-Agriculture Enterprises in Food Processing Sector (2015-16)@	12.62	51.11	24.69

#:Factory Registered under Sections 2m (i) and 2m (ii) of the Factories Act 1948;

@:Source: NSSO 73rd Round (July 2015- June 2016)

*Source: Annual Survey of Industries (2016-17)

**For registered factories data is for directly employed women workers.

1.16.6 Women beneficiaries are eligible under all schemes of the Ministry but there is no specified quota for any section on linguistic, religion or gender basis given the small number of units available for sanction under the schemes of the Ministry.

1.16.7 The Ministry has approved 39 Mega Food Park Projects (Final Approval-37 projects and in-principle Approval-2 projects). 7 of these Mega Food Parks have female promoters.

1.16.8 PARTICIPATION OF WOMEN IN ACTIVITIES OF INSTITUTIONS:

(I) National Institute of Food Technology Entrepreneurship & Management (NIFTEM):

**TABLE 1.4
ACADEMIC ACTIVITIES-PASSED OUT UP TO 2020**

	Batch	Female	Total	% Women
B.Tech.	2012-2016	25	107	23.36%
	2013-2017	52	159	32.70%
	2014-2018	47	159	29.56%
	2015-2019	51	157	32.48%
	2016-2020	38	133	28.57%
M.Tech.	2012-2014	40	86	46.51%
	2013-2015	36	85	42.35%
	2014-2016	32	84	38.10%
	2015-2017	37	84	44.05%
M.Tech.	2016-2018	31	81	38.27%
	2017-2019	47	81	58.02%
	2018-2020	41	88	46.59%
MBA	2016-2018	5	15	33.33%
	2017-2019	16	29	55.17%
	2018-2020	9	19	47.37%

	Batch	Female	Total	% Women
Ph.D.	2013-2016	2	7	28.57%
	2014-2017	3	6	50.00%
	2015-2018	2	5	40.00%
Grand Total		514	1385	37.11%

**TABLE 1.5
ACADEMIC ACTIVITIES-CONTINUING**

	Batch	Female	Male	Total
B.Tech.	2016-2020	0	15	15
	2017-2021	45	99	144
	2018-2022	54	92	146
	2019-2023	32	93	125
	2020-2024	37	128	165
M.Tech.	2018-2020	0	1	1
	2019-2021	24	44	68
	2020-2022	30	51	81
MBA	2018-2020	0	1	1
	2019-2021	10	18	28
	2020-2022	14	15	29
Ph.D.	2014-17	2	5	7
	2015-18	8	11	19
	2016-19	6	6	12
	2017-20	18	6	24
Ph.D.	2018-21	6	3	9
	2019-22	7	4	11
	2020-23	13	9	22
GRAND TOTAL		306	601	907

(II) Indian Institute of Food Processing Technology (IIFPT):

TABLE 1.6
ACADEMIC ACTIVITIES-PASSED OUT UP TO 2021

S. No.	Academic Year	Total	Women	% Women
1	B.Tech. (2015-16) Batch	44	21	47.72
2	B.Tech. (2016-17) Batch	56	29	51.78
3	B. Tech. (2017-18) Batch	56	26	46.42
4	B. Tech. (2018-19) Batch	56	26	46.42
5	B.Tech. (2019-20) Batch	66	20	30.30
6	B.Tech. (2019-20) Batch	41	21	51.21
7	M.Tech. (2017-18) Batch	38	25	65.78
8	M.Tech. (2018-19) Batch	36	23	63.88
9	M.Tech. (2019-20) Batch	32	20	62.50
10	M.Tech. (2020-21) Batch	30	19	63.33
11	Ph.D. (2014-15) Batch	04	03	75
12	Ph.D. (2015-16) Batch	03	01	33.33
13	Ph.D. (2016-17) Batch	05	03	60
14	Ph.D. (2017-18) Batch	08	04	50
15	Ph.D. (2018-19) Batch	09	08	88.88
16	Ph.D. (2019-20) Batch	13	06	46.15
17	Ph.D. (2020-21) Batch	04	03	75
	TOTAL	501	258	51.49

TABLE 1.7
ACADEMIC ACTIVITIES-CONTINUING

S. No.	Academic Year	Total	Women	% Women
1	B.Tech. (2017-21) Batch	64	35	54.68
2	M.Tech. (2019-21) Batch	28	15	53.57
	TOTAL	92	47	54.34

TABLE 1.8
OTHER ACTIVITIES RELATING TO PERFORMANCE OF WOMEN IN 2020-21

	Total	Women	% Women
Women Self Help Groups	19	19	19
Women attended in conferences/seminar/workshops	7763	3492	44.98
Total women beneficiaries	612	333	54.41
	8394	3844	45.8

1.17 AUDIT PARAGRAPHS:

- (i) No para of audit report of Comptroller and Auditor General of India (C&AG) is pending against the Ministry of Food Processing Industries.
- (ii) There is no Public Accounts Committee (PAC) para outstanding against the Ministry of Food Processing Industries.





CHAPTER-2

GENERAL STATUS OF FOOD PROCESSING SECTOR



सत्यमेव जयते



CHAPTER - 2 GENERAL STATUS OF FOOD PROCESSING SECTOR

2.1 OVERVIEW OF THE FOOD PROCESSING SECTOR:

A well-developed food processing sector with higher level of processing helps in the reduction of wastage, improves value addition, promotes crop diversification, ensures better return to the farmers, promotes employment as well as increases export earnings. This sector is also capable of addressing critical issues of food security, food inflation and providing wholesome, nutritious food to the masses.

2.1.1 CONTRIBUTION OF FOOD PROCESSING SECTOR TO GDP:

Over the years agricultural production in India has consistently recorded higher output. India ranks third in the world in the production of Milk,

Ghee, Pulses, Ginger, Banana, Guava, Papaya and Mango. Further, India ranks second in the world in the production of Rice, Wheat and many other fruits & vegetables. An abundant supply of raw materials, increase in demand for food products and incentives offered by the Government has impacted food processing sector positively. During the last 5 years ending 2018-19, Food Processing sector has been growing at an Average Annual Growth Rate (AAGR) of around 10.00% as compared to around 3.11% in Agriculture at 2011-12 Prices. Food Processing Sector has also emerged as an important segment of the Indian economy in terms of its contribution to GDP, employment and investment. The sector constituted as much as 8.98% GVA in Manufacturing 2018-19 at 2011-12 prices.

**TABLE 2.1
GROSS VALUE ADDED (GVA) BY FOOD PROCESSING INDUSTRIES (FPI) AT CONSTANT 2011-12 PRICES**

(₹ in lakh crore)

S. No.	Economic Activity	2013-14	2014-15	2015-16	2016-17	2017-18	2018-19
1	GVA-All India	90.64	97.12	104.92	113.28	120.74	128.03
2	GVA-Manufacturing	15.61	16.84	19.04	20.55	21.90	23.17
3	GVA-Agriculture, Forestry and Fishing	16.09	16.06	16.16	17.26	18.28	18.72
4	GVA-FPI	1.3	1.34	1.61	1.79	1.91	2.08
PERCENTAGE GROWTH OF AAGR							
5	GVA-All India	6.05	7.15	8.03	7.97	6.59	6.04

6	GVA-Manufacturing	4.97	7.88	13.06	7.93	6.57	5.80
7	GVA-Agriculture, Forestry and Fishing	5.57	-0.19	0.62	6.81	5.91	2.41
8	GVA-FPI	0.39	3.08	20.15	11.18	6.70	8.90
PERCENTAGE SHARE IN GVA-ALL INDIA OF							
9	GVA-FPI	1.44	1.38	1.53	1.58	1.58	1.62
10	GVA-Manufacturing	17.22	17.34	18.15	18.14	18.14	18.10
11	GVA-Agriculture, Forestry and Fishing	17.75	16.54	15.40	15.24	15.14	14.62
PERCENTAGE SHARE OF FOOD PROCESSING IN							
12	GVA-Manufacturing	8.34	7.96	8.46	8.71	8.72	8.98
13	GVA-Agriculture, Forestry and Fishing	8.09	8.34	9.96	10.37	10.45	11.11
Source: National Accounts Division, Central Statistics Office							
Note: All GVAs have been adjusted for Financial Intermediation Services Indirectly Measured (FISIM).							

2.1.2 KEY FEATURES OF REGISTERED FOOD PROCESSING INDUSTRIES:

Annual Survey of Industries (ASI) is the main source of data on the number of units, employment, output and investment in fixed capital for Registered Food Processing Units. ASI data are released

annually and the latest data is available for 2017-18. For a few important characteristics, top five industries (2-digit level of NIC) at all-India level having major percentage shares in the estimated value of overall aggregates are mentioned in Table-2.2.

**TABLE 2.2
KEY PARAMETERS OF REGISTERED INDUSTRIES**

CHARACTERISTIC						
Rank	Total No. of Factories	No. of Factories in Operation	Fixed Capital	Total Persons Engaged	Output	Gross Value Added
1	Food Products (15.92%)	Food Products (16.60%)	Basic Metals (20.51%)	Food Products (11.35%)	Food Products (13.75%)	Coke & Refined Petroleum Products (10.85%)

2	Other Non-Metallic Mineral Products (12.01%)	Other Non-Metallic Mineral Products (12.29%)	Other Industries (13.12%)	Textiles (10.75%)	Basic Metals (12.97%)	Basic Metals (9.92%)
3	Textiles (7.56%)	Textiles (7.10%)	Other Industries (12.76%)	Wearing Apparel (7.62%)	Coke & Refined Petroleum Products (11.89%)	Chemicals & Chemical Products (9.83%)
4	Fabricated Metal Products (7.06%)	Fabricated Metal Products (6.85%)	Chemicals & Chemical Products (9.70%)	Other Non-Metallic Mineral Products (6.98%)	Chemicals & Chemical Products (8.19%)	Food Products (7.58%)
5	Rubber & Plastic Products (5.97%)	Rubber & Plastic Products (5.70%)	Food Products (6.43%)	Basic Metals (6.61%)	Motor Vehicles, Trailers & Semi-Trailers (7.71%)	Motor Vehicles, Trailers & Semi-Trailers (7.10%)
Aggregate Total (all-industries)*	237684	195584	328588927	15614619	807217258	146697043

Note: Figures in parentheses indicate percentage to total; *Estimates of Fixed Capital, Output and GVA are in ₹ Lakh.

It is seen that food products industry, compared to other industries, has the largest number of factories and engages largest number of persons as well. Since the food products industry does not figure in top five with respect to fixed capital, it shows that this sector is highly labour intensive per unit of capital deployed. Despite low capital intensity, the output of food products is not compromised as it is the largest among all industries. Thus, every unit of capital invested in food products industry employs largest number of

persons as compared to other industries while generating the highest output level as in other industries. Food Processing Industry is one of the major employment intensive segments constituting 12.38% (at 3-digit of NIC classification) of employment generated in all Registered Factory sector in 2017-18. According to the latest Annual Survey of Industries (ASI) for 2017-18, the total number of persons engaged in registered Food Processing Sector was 19.33 lakhs. Unregistered Food Processing Sector supports employment to

51.11 lakh worker as per the NSSO 73rd Round, 2015-16 and constitutes 14.18% of employment in the unregistered manufacturing sector. The overall scenario of employment in Food Processing Sector is given below:-

**TABLE 2.3
EMPLOYMENT IN FOOD PROCESSING INDUSTRY**

Sector	Food Processing* Industry	Overall Industry	(%) Share of FP sector
Registered# (2017-18)	19.33 lakh	156.14 lakh	12.38
Un-incorporated (2015-16)**	51.11 lakh	360.41 lakh	14.18

*: Includes food products and beverages segments;

#: Source: Annual Survey of Industries 2017-18;

**Source: NSSO Report No. 582 (73/2.34/2) on Economic Characteristics of Unincorporated Non-Agricultural Enterprises (Excluding Construction) in India; NSSO 73rd Round (July 2015-June 2016)

The cumulative number of persons engaged in registered Food Processing Industries from the year 2010-11 to 2017-18 is also presented in Chart 2.1.

**CHART 2.1
PERSONS ENGAGED IN REGISTERED FPI SECTOR**

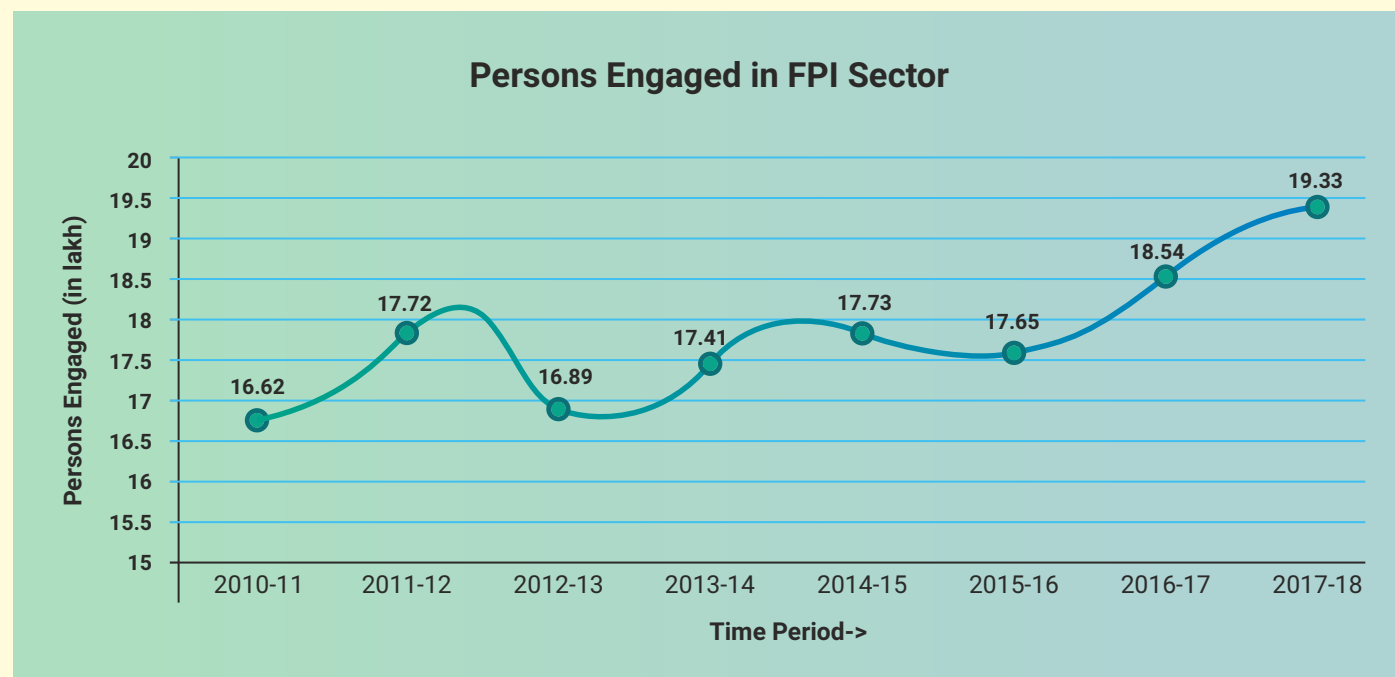


Table-2.4 looks at the 18 sub-sectors of Food Processing Industry (Source: ASI 2017-18). In the Food Processing industry, on an average, the fixed capital per registered factory is ₹6.10 crore indicating that most of the factories in this sector are micro and small enterprises under the definition of Micro, Small and Medium Enterprises Development (MSMED) Act, 2006. However,

variation in fixed capital per registered factory is as high as ₹97.71 crore in the case of sugar mills and ₹46.71 crore in malt liquors and malt industry and as low as ₹1.2 crore in grain mill products industry, ₹3.37 crore in bakery products and ₹3.31 crore in other food products inclusive of tea, coffee, edible nuts, infant food, papad, spices etc.

**TABLE 2.4
SUB-SECTOR WISE KEY PARAMETERS OF REGISTERED FOOD PROCESSING INDUSTRIES**

(₹ in crore)

Code (4 digit NIC, 2008)	Items	No. of Factories	No. of Persons Engaged	Fixed Capital (FC)	Total Output	Total Input	GVA	FC per Factory	GVA% (GVA / Input)	EMP per crore of FC
1010	Processing and preserving of meat	180	26936	2620	21540	19762	1778	14.55	8.99	10
1020	Processing and preserving of fish, crustaceans and molluscs and products thereof	538	87614	5388	50081	45142	4939	10.01	10.94	16
1030	Processing and preserving of fruit and vegetables	1256	77989	8519	19318	15068	4250	6.78	28.20	9
1040	Manufacture of vegetable and animal oils and fats	3044	105037	16823	210866	200738	10128	5.52	5.04	6
1050	Manufacture of dairy products	2064	176956	26854	172619	158556	14063	13.01	8.86	6
1061	Manufacture of grain mill products	19060	348734	22925	244705	228552	16154	1.20	7.06	15
1062	Manufacture of starches and starch products	528	21617	5341	11435	9689	1746	10.11	18.02	4
1071	Manufacture of bakery products	1758	142703	8596	43067	33310	9757	4.88	29.29	16
1072	Manufacture of sugar	731	239987	71432	124534	109025	15518	97.71	14.23	3

1073	Manufacture of cocoa, chocolate and sugar confectionery	703	48879	7573	16765	12976	3789	10.77	29.20	6
1074	Manufacture of macaroni, noodles, couscous and similar farinaceous products	118	9797	1754	2814	2090	724	14.86	34.64	5
1075	Manufacture of prepared meals and dishes	364	25751	1207	3918	2789	1128	3.31	155.16	21
1079	Manufacture of other food products n.e.c.	6500	388095	23518	124314	104364	19950	3.61	19.11	16
1080	Manufacture of prepared animal feeds	989	72304	8644	63913	56606	7307	8.74	12.90	8
1101	Distilling, rectifying and blending of spirits; ethyl alcohol production from fermented materials	408	66050	13970	35524	27837	7687	34.24	27.61	4
1102	Manufacture of wines	88	6793	1035	4064	2164	1901	11.76	87.84	6
1103	Manufacture of malt liquors and malt	142	29564	6634	13430	10077	3354	49.96	33.28	4
1104	Manufacture of soft drinks; production of mineral waters and other bottled waters	1691	58658	12228	23544	17068	6475	7.23	37.93	4
TOTAL		40162	1933464	245061	1186461	1055813	130648	6.10	12.37	8

Source: Annual Survey of Industries 2017-18, M/o Statistics and Programme Implementation

Gross Value Added (GVA) in percentage terms on average stands at 12.37% but with significant variation across sub-sectors. Some of the sub-sectors with high percentage of GVA are manufacture of Wines at 87.84%; Prepared meals and dishes at 40.44%; Soft Drinks, Mineral Water and other bottled water at 37.93%; and Manufacture of macaroni, noodles, couscous and similar

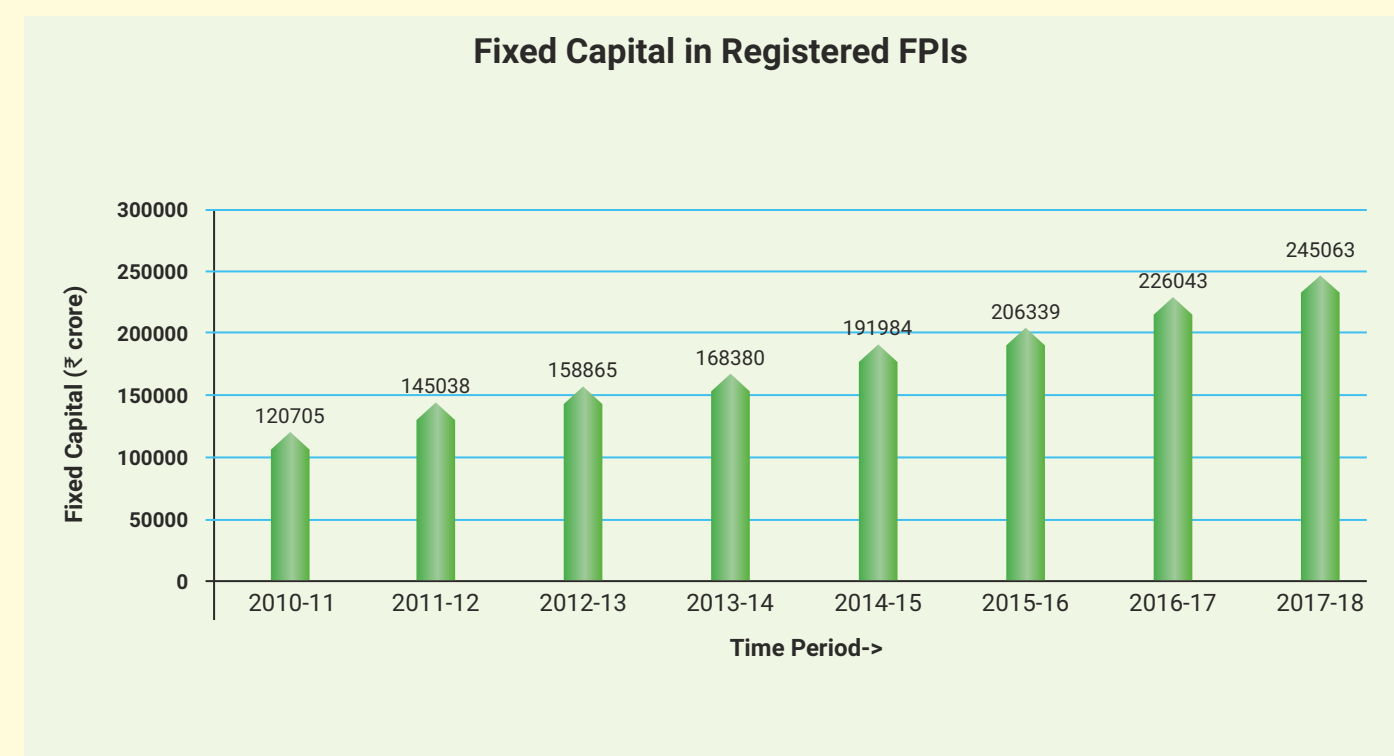
farinaceous products at 34.64% also display high GVA% level. The low percentage of GVA of 5.04% in the case of Vegetable and Animal Oils and Fats products, 7.06 at aggregate level.

The number of persons employed per Rs.1 crore of investment is 8 for the entire registered food processing industry. Employment generation is higher than the average in processing and

preservation of Fish at 16, Grain Mill products at 15 and Meat sub-sector at 10. However, these very sub-sectors show low levels of GVA as well. The percentage of GVA in these sub-sectors thus needs to be increased so that the bulk of the persons employed in the food processing industries earn higher remuneration as well. Sub-sectors with

higher employee per unit of investment but low level of GVA require their manpower to be trained to increase productivity which together with technological infusion would increase value addition. The year-wise fixed capital deployment in registered factories in food processing industries is presented in Chart 2.2.

CHART 2.2
FIXED CAPITAL INVESTMENT IN FPIs



2.1.3 FOOD PROCESSING IN MSME SECTOR:

Information on the principal characteristics of Micro, Small & Medium Enterprises (MSME) is generated through periodic census conducted by the Office of Development Commissioner, MSME. The 4th All India Census of Micro, Small & Medium Enterprises (2006-07): Registered Sector gives an

extensive information on Employment, Number of Enterprises, Market value of Fixed Assets, GVA and other important economic parameters on MSME registered in the District Industries Centers (DICs) of the State/UT, KVIC, Coir Board under Section 2m (i) & 2m (ii) of the Factories Act, 1948. The following Table gives an overview of Food Processing Units in MSME Sector:

TABLE 2.5
PRINCIPAL CHARACTERISTICS OF REGISTERED FOOD PROCESSING UNITS: MSME CENSUS 2006-07

Principal Characteristics	Units	Value
Working Enterprises*	Number	2,23,018
Market value of Fixed Assets	₹crore	60,195.91
Gross Output	₹crore	1,37,287.40
Total Inputs	₹crore	94,628.17
GVA	₹crore	42,659.24
Employment	Number	14,68,426

*includes all the enterprises permanently registered up to 31st March, 2007 with District Industries Centers (DICs) of the State/UT, KVIC, Coir Board and under Section 2m(i) and 2m(ii) of the Factories Act, 1948; Classification of Industry is as per NIC-2004.

2.1.4 STATE WISE DISTRIBUTION OF REGISTERED AND UNINCORPORATED FOOD PROCESSING UNITS IN INDIA:

As per latest Annual Survey Industries: 2017-18, the total number of factories in the registered food processing sector in the country was 40160. As per Annual Survey Industries (2017-18) among the industry, highest numbers of registered

factories are located in 'Andhra Pradesh', which accounts for about 14.41% of the total registered factories in FPI sector industries followed by 'Tamil Nadu' (12.33%) and 'Telangana' (9.83%), Punjab (7.39%) and Maharashtra (6.87%). State/UT-wise Number of Registered and Unincorporated Food Processing Units in India is given in Table-2.6

TABLE 2.6
STATE/UT-WISE NO. OF REGISTERED AND UNINCORPORATED FOOD PROCESSING UNITS IN INDIA

S. No.	Name of the State/UT	Number of Registered Units as per Annual Survey of Industries 2017-18	Number of Unincorporated Enterprises Manufacturing Food and Beverages as per 73 rd Round Survey of NSSO, 2015-16
1	Andaman & Nicobar Islands	6	774
2	Andhra Pradesh	5789	1,54,330
3	Arunachal Pradesh	29	145
4	Assam	1470	65,997
5	Bihar	880	1,45,300
6	Chandigarh (U.T.)	17	656
7	Chhattisgarh	1468	26,957
8	Dadra & Nagar Haveli	9	622

9	Daman & Diu	30	136
10	Delhi	171	14,350
11	Goa	112	2,929
12	Gujarat	2281	94,066
13	Haryana	952	24,577
14	Himachal Pradesh	171	21,885
15	Jammu & Kashmir	174	28,089
16	Jharkhand	235	1,16,536
17	Karnataka	2313	1,27,458
18	Kerala	1672	77,167
19	Lakshadweep	0	127
20	Madhya Pradesh	948	1,02,808
21	Maharashtra	2762	2,29,372
22	Manipur	27	6,038
23	Meghalaya	27	3,268
24	Mizoram	0	1,538
25	Nagaland	21	3,642
26	Odisha	1157	77,781
27	Puducherry	61	3,482
28	Punjab	2969	63,626
29	Rajasthan	888	1,01,666
30	Sikkim	20	101
31	Tamil Nadu	4952	1,78,527
32	Telangana	3949	80,392
33	Tripura	102	13,998
34	Uttar Pradesh	2098	3,50,883
35	Uttarakhand	394	18,116
36	West Bengal	2006	3,22,590
TOTAL		40,160	24,59,929

Source: Annual Survey of Industries, 2016-17 and NSSO 73rd Round (July 2015-June 2016)

2.2 STAGES OF PROCESSING OF FOOD:

The Ministry of Food Processing Industries does not deal with a few food items such as coffee,

tea, oil seeds, sugar, spices and alcohol made from molasses, as these items fall within the purview of other Ministries under the Allocation of Business

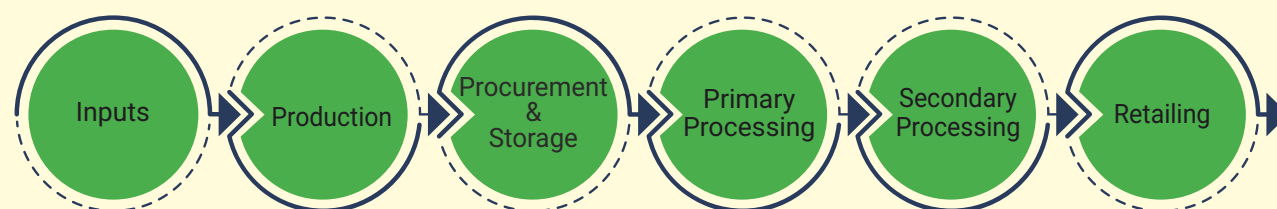
Rules for Central Ministries. Nevertheless, since food processing industries include all edible, processed food from the economic activity point of view, data analyzed by this Ministry includes the entire sector. Food processing includes

- (i) **Manufactured Processes:** If any raw product of agriculture, animal husbandry or fishing is transformed through a process [involving employees, power, machines or money] in such a way that its original physical properties undergo a change and if the transformed product is edible and has commercial value, then it comes within the domain of Food Processing Industries.
- (ii) **Other Value-Added Processes:** If there is significant value addition (increased shelf

life, shelled and ready for consumption etc.) such produce also comes under food processing, even if it does not undergo manufacturing processes.

From an analytical perspective, food processing can be viewed as different levels of processing—primary, secondary and tertiary. Primary Processing relates to conversion of raw agricultural produce, milk, meat and fish into a commodity that is fit for human consumption. It involves steps such as cleaning, grading, sorting, packing etc. Food Processing Industries usually deal with higher levels of processing where new or higher value food products are manufactured. The different stages of processing of food, are as depicted in the Flow Chart -2.3 below:-

CHART 2.3
SUPPLY CHAIN IN FOOD PROCESSING INDUSTRIES



2.3 RAW MATERIAL BASE OF THE FOOD PROCESSING INDUSTRY:

India is now leading in the production of agricultural and live-stock produce as shown in the following Table-2.7:-

TABLE 2.7
INDIA'S POSITION IN WORLD PRODUCTION OF AGRICULTURAL & FOOD PRODUCTS 2017

(Quantity in Tonnes)

Item	India	World	(%) Share	India's Rank	Next to
Crop Production (Million Tonnes)					
(A) : Total Cereals	313.61	2980.17	10.52	Third	China, U.S.A

Wheat	98.51	771.72	12.77	Second	China
Rice (Paddy)	168.50	769.66	21.89	Second	China
(B): Pulses	23.24	95.98	24.21	First	
(C): Oilseeds					
Groundnut (with shell)	9.18	47.10	19.49	Second	China
Rapeseed	7.92	76.24	10.38	Third	Canada, China
(D): Commercial Crops					
Sugarcane	306.07	1841.53	16.62	Second	Brazil
Tea	1.33	6.10	21.72	Second	China
Coffee (green)	0.31	9.21	3.39	Eighth	Brazil, Vietnam, Colombia, Indonesia, Honduras, Ethiopia, Peru
Jute	1.97	3.53	55.69	First	
Cotton (Lint)*	6.05	24.77	24.43	Second	China
Tobacco Unmanufactured	0.80	6.50	12.30	Third	China, Brazil
Fruits & Vegetables Production (Million Tonnes)					
(A): Vegetables Primary	127.14	1094.34	11.62	Second	China
(B): Fruits Primary	92.30	865.59	10.66	Second	China
(C): Potatoes	48.61	388.19	12.52	Second	China
(D): Onion (Dry)	22.43	97.86	22.92	Second	China
Dairy Products (Million Tonnes)					
(A): Milk Total	176.27	827.88	21.29	First	
(B): Eggs (Primary) Total	4.85	87.01	5.57	Third	China, U.S.A
(C): Meat, Total	7.30	334.23	2.18	Sixth	China, U.S.A, Brazil, Russian Federation, Germany

Source: Agriculture Statistics at Glance, 2019

2.4 EXPORT OF FOOD PROCESSING RELATED COMMODITIES:

The value of processed food exports during 2019-20 was of the order of US\$ 32.73 Billion accounting for about 10.4 percent of India's total

exports(i.e.US\$ 313.36 Billion).

The exports of the food products for the last four years and current year are shown in Table-2.8 below:

TABLE 2.8
INDIA'S FOOD EXPORT TO THE WORLD

(Unit: US\$ Million)

S. No.	HS Code	Commodity	2016-2017	2017-2018	2018-2019	2019-2020	2020-2021 (Apr-Oct)
1	02	Meat and Edible Meat Offal	4037.61	4174.67	3722.53	3300.69	1750.97
2	03	Fish and Crustaceans, Molluscs and Other Aquatic Invertebrates	5501.05	6849.36	6256.57	6159.23	3008.93
3	04	Dairy Produce; Birds' Eggs; Natural Honey; Edible Prod. of Animal Origin	292.93	366.57	538.65	353.63	184.40
4	07	Edible Vegetables and Certain Roots and Tubers	1294.73	1266.26	1300.14	1095.62	829.62
5	08	Edible Fruit and Nuts; Peel or Citrus Fruit or Melons	1731.21	1832.62	1616.16	1490.75	562.38
6	09	Coffee, Tea, Mate and Spices	3185.20	3301.29	3199.87	3299.27	2186.44
7	10	Cereals	6012.95	8078.94	8162.40	6672.38	5164.16
8	11	Products of the Milling Industry; Malt; Starches; Inulin; Wheat Gluten	217.97	247.38	320.90	334.68	230.84
9	12	Oil Seeds and Olea. Fruits; Misc. Grains, Seeds and Fruit; Industrial or Medicinal Plants; Straw and Fodder	1809.01	1647.12	1641.00	1773.09	935.89
10	13	Lac; Gums, Resins and Other Vegetable Saps and Extracts	844.41	1019.00	1056.90	822.93	400.27
11	15	Animal or Vegetable Fats and Oils and their Cleavage Products; Pre. Edible Fats; Animal or Vegetable Wax	892.62	1263.80	1097.38	1165.69	764.40
12	16	Preparations of Meat, of Fish or of Crustaceans, Molluscs or Other Aquatic Invertebrates	317.31	422.28	432.55	480.11	357.16
13	17	Sugars and Sugar Confectionery	1508.52	1017.62	1628.64	2192.14	1641.60
14	18	Cocoa and Cocoa Preparations	162.18	177.47	192.69	180.10	75.95
15	19	Preparations of Cereals, Flour, Starch or Milk; Pastrycooks Products	519.11	538.09	535.05	531.21	323.50
16	20	Preparations of Vegetables, Fruit, Nuts or Other Parts of Plants	493.77	584.67	588.50	623.64	378.48
17	21	Miscellaneous Edible Preparations	628.17	728.26	769.37	834.51	495.85
18	22	Beverages, Spirits and Vinegar	311.96	346.06	325.84	254.77	207.54

19	23	Residues and Waste From the Food Industries; Prepared Animal Foder	1110.76	1456.33	1918.05	1167.54	762.81
TOTAL (FOOD)			30871.47	35317.79	35303.19	32731.98	20261.19
TOTAL (ALL SECTOR)			275852.43	303526.16	330069.60	313361.04	150470.68
% SHARE OF FOOD IN TOTAL EXPORT			11.2%	11.6%	10.7%	10.4%	13.5%

Source: DGCI&S, Kolkata, 19th January, 2021

The value of import of processed food during 2019-20 was US\$ 19.64 Billion, which is 4.1% of India's total imports (US\$ 474.71 Billion). The import of the food products for the last four years and current year are shown in Table-2.9:-

TABLE 2.9
INDIA'S FOOD IMPORT FROM THE WORLD

(Unit: US\$ Million)

S. No.	HS Code	Commodity	2016-2017	2017-2018	2018-2019	2019-2020	2020-2021 (Apr-Oct)
1	02	Meat and Edible Meat Offal	3.13	4.65	4.55	5.49	0.77
2	03	Fish and Crustaceans, Molluscs and Other Aquatic Invertebrates	58.85	90.53	106.28	129.30	79.46
3	04	Dairy Produce; Birds' Eggs; Natural Honey; Edible Prod. of Animal Origin	36.38	47.00	32.83	37.50	22.14
4	07	Edible Vegetables and Certain Roots and Tubers	4287.36	2968.80	1189.04	1576.21	765.36
5	08	Edible Fruit and Nuts; Peel or Citrus Fruit or Melons	3041.58	3400.81	3627.69	3300.33	1712.52
6	09	Coffee, Tea, Mate and Spices	757.84	849.84	717.37	779.72	419.36
7	10	Cereals	1343.25	434.09	73.44	182.52	34.42
8	11	Products of the Milling Industry; Malt; Starches; Inulin; Wheat Gluten	59.98	77.07	73.76	73.70	36.91
9	12	Oil Seeds and Olea. Fruits; Misc. Grains, Seeds and Fruit; Industrial or Medicinal Plants; Straw and Fodder	380.94	356.88	573.37	768.36	501.02
10	13	Lac; Gums, Resins and Other Vegetable Saps and Extracts	218.65	246.24	254.34	276.83	147.32
11	15	Animal or Vegetable Fats and Oils and their Cleavage Products; Pre. Edible Fats; Animal or Vegetable Wax	10946.32	11700.44	9994.44	9867.14	5891.92

12	16	Preparations of Meat, of Fish or of Crustaceans, Molluscs or Other Aquatic Invertebrates	2.88	4.70	5.73	7.59	3.62
13	17	Sugars and Sugar Confectionery	1103.61	1050.30	543.81	454.13	439.56
14	18	Cocoa and Cocoa Preparations	229.67	228.51	263.14	259.03	134.29
15	19	Preparations of Cereals, Flour, Starch or Milk; Pastrycooks Products	55.01	67.35	93.41	102.88	63.21
16	20	Preparations of Vegetables, Fruit, Nuts or Other Parts of Plants	81.92	102.32	117.59	111.83	42.35
17	21	Miscellaneous Edible Preparations	149.18	193.16	217.70	200.82	98.04
18	22	Beverages, Spirits and Vinegar	673.27	721.64	786.85	795.85	356.72
19	23	Residues and Waste From the Food Industries; Prepared Animal Foder	494.54	552.00	643.70	713.83	376.82
		TOTAL (FOOD)	23924.36	23096.33	19319.04	19643.06	11125.81
		TOTAL (ALL SECTOR)	384357.03	465580.99	514034.08	474709.28	183200.84
		% SHARE OF FOOD IN TOTAL EXPORT	6.2%	5.0%	3.8%	4.1%	6.1%

Source: DGCI&S, Kolkata, 18th January, 2021

The share of India's food export in the world trade and its share in the world for the last five years was 2.27% in 2019 and the share of India's food imports in the world was 1.27% in 2019. India's food is given in Table-2.10 below:-

TABLE 2.10
INDIA'S SHARE IN GLOBAL FOOD TRADE

(US\$ Million)

	2015	2016	2017	2018	2018
World food export	1304453.25	1324375.38	1432213.29	1493067.28	1484140.99
World food import	1333051.78	1342795.81	1449444.29	1524049.77	1516420.27
India's food export to world	30357.87	29196.26	34418.92	34070.18	33617.78
India's food import from world	20791.90	21937.96	25090.26	19603.51	19183.71
% Share of India's food export in world	2.33%	2.20%	2.40%	2.28%	2.27%
% Share of India's food import in world	1.56%	1.63%	1.73%	1.29%	1.27%

Source: ITC Trade Map, 19th January, 2021

2.5 FDI IN FOOD PROCESSING SECTOR:

100% FDI is permitted under the automatic route in Food Processing Industries. 100% FDI is allowed through Government approval route for trading, including through e-commerce in respect of food products manufactured and/or produced in

India. (The sector has witnessed FDI equity inflow of US\$ 4.18 billion during April 2014 to March 2020).

Foreign Direct Investment (FDI) equity inflows in Food Processing sector in India since 2010-11 is given in Table-2.11:-

TABLE 2.11
FDI EQUITY INFLOW TO FPI

S. No.	Year (April-March)	FDI (In ₹crore)	FDI (US\$ Million)
1	2014-15	3,164.72	515.86
2	2015-16	3,312.00	505.88
3	2016-17	4,865.85	727.22
4	2017-18	5,835.62	904.90
5	2018-19	4,430.44	628.24
6	2019-20	6,414.67	904.70
7	2020-21 (April - September)	1,670.37	220.42

Source: Department for Promotion of Industry and Internal Trade

2.6 HARVEST AND POST-HARVEST LOSSES OF AGRI-PRODUCE:

- Despite the production of large scale agriculture in India, food inflation and food security issues are major concerns for policy makers in the country as they affect the basic need for the citizens i.e. to have sufficient, healthy and affordable food. A nation-wide study on quantitative assessment of harvest and post-harvest losses for 46 agricultural produces in 106 randomly selected districts

was carried out by Central Institute of Post-Harvest Engineering & Technology (CIPHET), Ludhiana. The aforesaid study considers the quantitative loss as the material rendered "unfit for human consumption". The different stages considered for assessment of losses are harvesting, collection, threshing, grading/sorting, winnowing/cleaning, drying, packaging, transportation, and storage depending upon the commodity.

- (ii) The report of the study was released in 2010. The study has estimated that harvest and post-harvest losses of major agricultural produces at national level was of the order of ₹44,143 crore per annum at 2009 wholesale prices.
- (iii) A repeat Study by CIPHET, Ludhiana on the extent of harvest and post-harvest losses of major agricultural produces was conducted in 2015 covering 45 agricultural crops of 107 districts.
- (iv) The Report on the repeat study was submitted in March 2015. The study has estimated that annual value of harvest and post-harvest losses of major agricultural produces at national level was at ₹92,651 crore calculated using production data of 2012-13 at 2014 wholesale prices.
- (v) In the case of cereals, majority of losses occur at farm level during harvesting, collection and threshing. Storage losses are only 0.75–1.21%. In the case of fruits also, there are high losses in farm level operations.
- (vi) It may be seen that most of the wastage is occurring in fruits and vegetables. With adequate processing facilities, much of this wastage can be reduced thus providing remunerative price to the producer as well as ensuring greater supply to the consumer.
- (vii) A comparative harvest and post-harvest losses of major agricultural crops and commodities in India as per study reports of CIPHET released in 2010 and 2015 is given in Table-2.12 and Table-2.13:-

TABLE 2.12
ESTIMATED PERCENTAGE LOSS OF MAJOR AGRICULTURAL PRODUCE IN INDIA

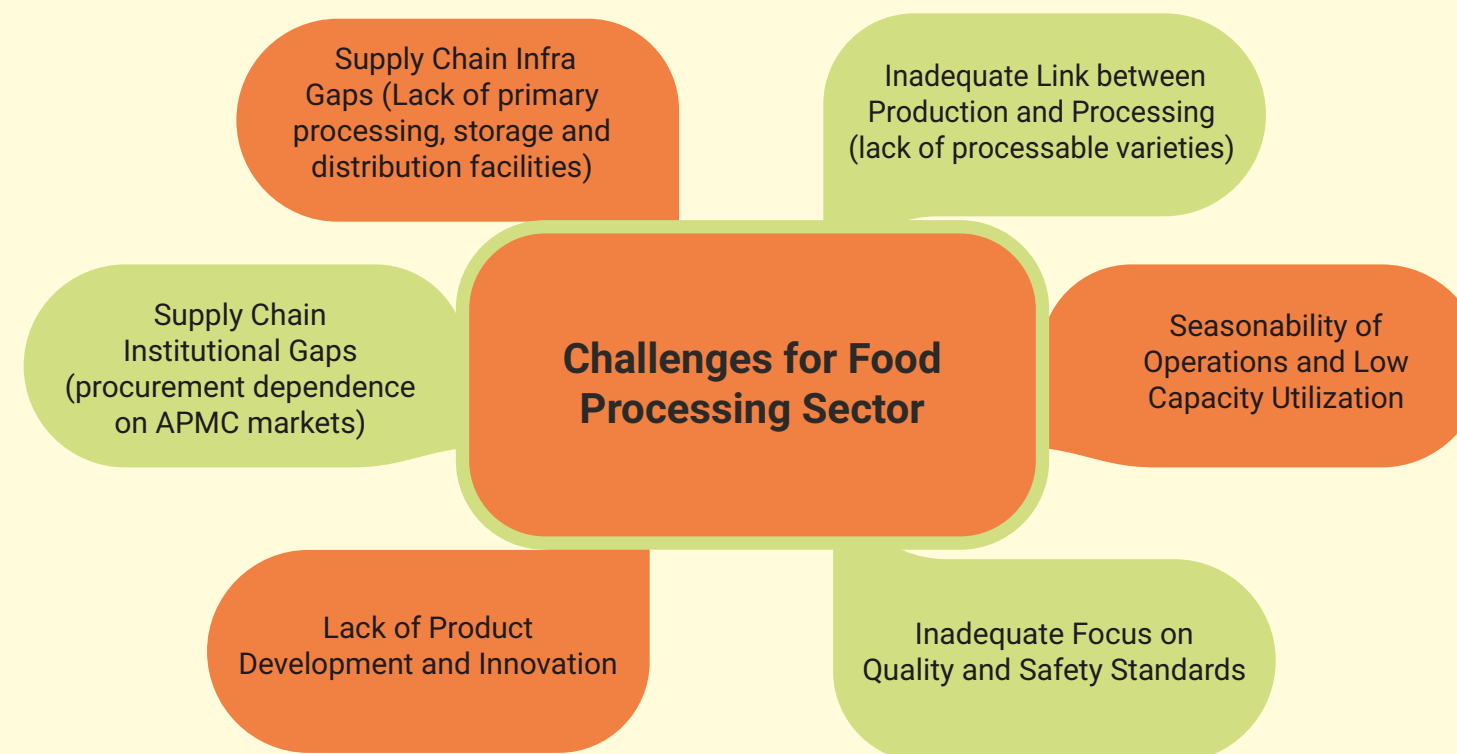
Crops	Cumulative Wastage (%)	
	As per Report 2010	As per Report 2015
Cereals	3.9–6.0	4.65–5.99
Pulses	4.3–6.1	6.36–8.41
Oil seeds	2.8–10.1	3.08–9.96
Fruits & Vegetables	5.8–18.0	4.58–15.88
Milk	0.8	0.92
Fisheries (Inland)	6.9	5.23
Fisheries (Marine)	2.9	10.52
Meat	2.3	2.71
Poultry	3.7	6.74

TABLE 2.13
LOSSES IN KEY HORTICULTURAL AND CEREAL CROPS

Horticultural Crops	As per Report 2010	As per Report 2015
Guava	18.0%	15.88%
Mango	12.7%	9.16%
Apple	12.3%	10.39%
Grapes	8.3%	8.63%
Papaya	7.4%	6.70%
Banana	6.6%	7.76%
Cereal Crops	As per Report 2010	As per Report 2015
Wheat	6.0%	4.93%
Paddy	5.2%	5.53%
Bajra	4.8%	5.23%
Maize	4.1%	4.65%

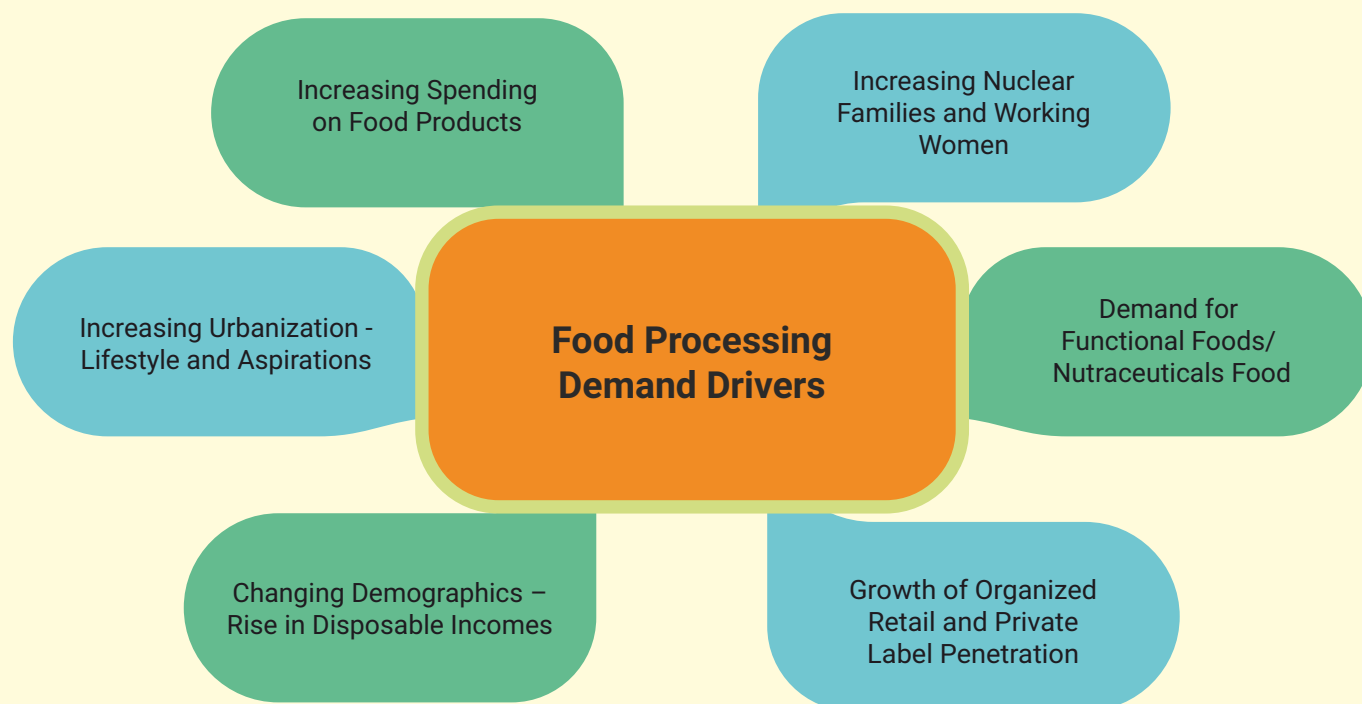
2.7 FOOD PROCESSING SECTOR–MAJOR CHALLENGES:

The major challenges facing the sector are illustrated below: -



These constraints are sought to be addressed under the schemes being implemented by the Ministry, as indicated in subsequent chapters.

2.8 FOOD PROCESSING SECTOR–GROWTH POTENTIAL:



(i) The above illustration indicates the various factors which are likely to increase the demand for processed food in coming years. Programmes to increase the output of Indian agriculture without corresponding investments in processing facilities are likely to lead to a mismatch resulting in rural distress and decline in farmers' income. The most important step for improving the bargaining capacity of the farmer is to add value to his produce. This will come about if farmers are able to produce according to the requirements and standards demanded by the market. Food processors and retailers

can provide the necessary demand for the agricultural produce and facilitate the flow of market information, technology and inputs to the farmer so that they can tailor their output to the needs of the market. In the process the farmers will be able to raise their own level of income and employment. The consumer is also likely to benefit as there will be an increase in the supply of food products with a longer shelf life.

(ii) It is essential to build sustainable supply chains, which will link the farmer to the processing and marketing enters seamlessly. In the absence of on-farm

cooling and grading arrangements and slow development of cold chain infrastructure, the farmer is compelled to sell his produce to the 'Adathiya (Broker)' without waiting for a better price. If the farmer is enabled to grade and store his produce closet of farm, the farmer will be empowered to demand and obtain a better price from the processors and also add value to his produce.

(iii) Considerable investments are required in rural infrastructure and components of the supply chain by way of grading and packing centers, controlled atmosphere storage facilities, reefer vans, testing laboratories, etc., which may not come from private sources at this stage of the development of the food processing industry. It is therefore essential that public investment is significantly increased to fund these components of rural infrastructure to enable private enterprise to take up the remaining, commercially viable components of the supply chain. This is borne out by the experience of developed countries where the state has stepped into build rural infrastructure in a big way. Carefully calibrated subsidies, innovative strategies, empowering rural producers & consumers through better awareness and support to entrepreneurs in terms of technology and training are some of the ways in which this Ministry has catalyzed growth in this sector.

2.9 "MAKE IN INDIA" PROGRAMME:

- (i) Food processing sector has been identified as one of the priority sectors under "MAKE IN INDIA", an initiative of Hon'ble Prime Minister of India. With a view to attract investment to this sector, Ministry of Food Processing Industry has been implementing schemes for development of infrastructure for promoting food processing industries. Mega Food Parks with common utility/ facility like roads, electricity, water supply, sewage facility and common processing facility like pulping, packaging, cold storage, dry storage and logistics are being promoted in areas with strong agricultural resource base. These parks provide fully developed plots and factory sheds to entrepreneurs on long term lease basis where they can set up food processing units in "plug and play model".
- (ii) Government has also declared investment in Food Parks covered under the Harmonized List of Infrastructure Sub-sectors(HLIS) vide Government of India Notification dated 13th October, 2014. Following this notification, it is expected that Mega Food Parks assisted by the Ministry will be able to access to infrastructure lending on easier terms.
- (iii) In the context of "MAKE IN INDIA" campaign, the Ministry has been disseminating

information to potential investors to attract investment to the sector through a dedicated “Investors Portal” in which a range of information like resource base, availability of land, state specific policies, fiscal incentives are shared with the potential investors. The Ministry is also collaborating with Invest India to help the investors in terms of locating joint venture partners, extending hand holding services, expediting regulatory approvals and providing investors after care services. The investor can also put their query in the Investors portal which is promptly attended to by the Ministry for guiding the investors.

(iv) Ministry is also organizing World Food India like mega international events and Road shows to attract FDI, including FDI in retail and promote Make in India Initiative. The World Food India 2017 was organized in

November 2017.

2.10 EASE OF DOING BUSINESS:

- (i) The Ministry is following transparent selection process and online filing of claims for the infrastructure development projects of Mega Food Parks and Cold Chain and all other schemes under Pradhan Mantri Kisan Sampada Yojana (PMKSY).
- (ii) A dedicated Investors' Portal called 'Nivesh Bandhu' was launched by the Hon'ble Prime Minister during the inaugural function of the World Food India 2017 to aid and assist potential investors in the food processing sector in taking informed decision. This portal is a 'one stop information source' on central and state government policies, incentives offered, Agri-Resources and infrastructure facilities across the country. The portal is being revamped.



CHAPTER-3

STRATEGY AND INITIATIVES TO PROMOTE FOOD PROCESSING SECTOR



CHAPTER - 3 STRATEGY AND INITIATIVES TO PROMOTE FOOD PROCESSING SECTOR

3.1 PROMOTING INVESTMENT IN FOOD PROCESSING SECTOR:

Food processing sector faces a set of unique problems which have a direct bearing on the strategy and required intervention for the development of the sector. The processors in this sector deal with seasonal, perishable materials which need to be processed in a short period. As the sector mainly consist of tiny, micro & small units, neither they are able to generate adequate surplus for their expansion nor invest in supporting infrastructure. Therefore, the sector needs support for creation of infrastructure and targeted incentives to attract investment for creation of processing capacity. To address these issues, considerable investment is required in different components of the supply chain by way of grading and packing centers, controlled atmosphere facilities, reefer vans, cold storage for perishable cargo at port/airport/railway stations, testing laboratories and other supporting infrastructure and services such as setting up of testing laboratories, research & development, imparting skill training, marketing support etc.

3.2 LONG TERM STRATEGIES:

The Ministry has been following a set of strategies to address the problem of food processing sector. Some of the key elements of the strategy are as under:

(i) Promoting cluster approach for intervention

in the sector in view of the progressive reduction of farm size and preponderance of tiny processing units as well as the inability of individual entrepreneurs to sustain viable infrastructure facility at different stages in value chain.

- (ii) Financial support and fiscal incentives for creation of common supply chain infrastructure viz. cold chain, dry storage, packaging, logistics, back and front-end infrastructure, expansion of processing capacities etc. to reduce cost of investment, enhance viability and ensure higher conformity to regulatory standards;
- (iii) Introduction of measures to lower cost of capital for the projects and reduce cost of formal credit to make it affordable to both organized and unorganized sector;
- (iv) Promoting processing clusters and creating strong backward and forward linkages from farm gate to retails outlet through various measures including setting up of Mega Food Parks/Processing Clusters with appropriate fiscal and financial incentives;
- (v) Promoting institutes of national importance to create pool of technical manpower and skilled workforce to meet the growing need of the sector;
- (vi) Support creation and provision of services

like R&D, testing, quality improvement, marketing and enhancing competitiveness of the sector through promotion of innovations in products and processes, environment friendly packaging etc.;

(vii) Creating adequate infrastructure for food testing and training manpower for food safety, and promoting adoption of best practices in the industry in food production, processing, packaging, storage and transportation;

(viii) Support for market development, brand

building and export promotion of food products;

(ix) Advocacy for promoting farmers- Industry connect, removal of impediments in commodity movement, storage, retail policy, land policy, labor laws and smoothening access to formal credit etc.

3.3 FISCAL INCENTIVES FOR GROWTH OF FOOD PROCESSING SECTOR:

The following incentives have been made available for the Food Processing Sector.

a) Income Tax/Corporate Tax

Items	Provisions
Business of processing, preservation And packaging of fruits or vegetables or meat and meat products or poultry or marine or dairy products or from the integrated business of handling, storage and transportation of food grains	The amount of deduction shall be 100% of the profits and gains derived from such industrial undertaking for five assessment years beginning with the initial assessment year and thereafter, 25% (or 30% where the assessee is a company) of the profits and gains derived from the operation of such facility in a manner that the total period of deduction does not exceed ten consecutive assessment years and subject to fulfillment of the condition that it begins to operate such business on or after the 1 st day of April, 2001 (Provided that the provisions of this section shall not apply to an undertaking engaged in the business of processing, preservation and packaging of meat or meat products or poultry or marine or dairy products if it begins to operate such business before the 1 st day of April, 2009) [Section 80-IB, 11(A) of the Income Tax Act, 1961].
Setting up and operating a cold chain facility; and setting up and operating warehousing facility for storage of agricultural produce. (not available for expansion of the unit)	Deduction to the extent of 100% is allowed for Expenditure incurred on investment under Section 35-AD of the Income Tax Act 1961.
Bee-keeping and production of honey and bees wax, setting up and operating a warehousing facility for storage of sugar	Business allowed 100% deduction under Section 35-AD of the Income Tax Act 1961, deduction for expenditure incurred on investment is allowed if this investment is wholly and exclusively for the purpose.

b) Customs Duty

Items	Provisions
All goods related to Food Processing, imported as part of the project import	Irrespective of their tariff classification, are entitled to uniform assessment at concessional basic customs duty of 5%. (Ref. Notification No. 12/2012 dated 17 th March, 2012)
Cold storage, cold room (including farm level pre-cooling), cold chain including pre-cooling unit, pack houses, sorting and grading lines and ripening chambers	Concessional 5% Basic Customs Duty (BCD) as presently available under Project Imports for cold storage, cold room (Notification No. 21/2016-Customs, dated 1 st March, 2016)
Refrigerated Container	Reduced from 10% to 5% (Notification No.12/2016-Customs, dated 1 st March, 2016)
Import of Raw Material/Intermediate Food Items	Exemption of import duty for such imports against the export of finished products under Advance Authorization Scheme of the Department of Commerce.

c) Goods and Services Tax (GST)

As per the latest revision [Source:CBIC-GST website (<http://cbic-gst.gov.in/gst-goods-services-rates.html>)] in the GST rates of the all food categories taken together under different chapter heads/sub-heads, 33.3% of the food items have been exempted from GST (0%) and 38.3% of the food items shall attract GST of 5%. Hence, almost 71.6% of the food items are under lowest tax slab of 0% or 5%. These items constitute bulk of raw material that goes into further value addition. Hence cost of production of processed item is expected to fall. Only 18.2% of the total food items under different chapter heads/sub-heads fall under GST slab of 12%. Similarly, 8.7% of the total food items under different chapter heads/sub-heads fall under

GST slab of 18%. The remaining 1.5% (i.e., only 4 items) of the items under different heads/sub-heads attract lowest GST rates for food product is likely to have positive impact on Food Processing Sector and prices of food products.

3.4 AVAILABILITY OF AFFORDABLE CREDIT:

A special fund of ₹2,000 crore has been set up in National Bank for Agriculture and Rural Development (NABARD) to provide credit at affordable rates to boost food processing sector. Under this fund, loan is extended to individual entrepreneurs, cooperatives, farmers producer organizations, corporates, joint ventures, SPVs and entities promoted by the Government for setting up, modernization, expansion of food processing units and development of infrastructure in designated

food parks. Loans are extended up to 95% of the eligible project cost for entities promoted by the State Governments while other categories of promoters are extended loans up to 75% of the project cost. To avail loan, the entrepreneurs may submit application along with detailed project report to the regional offices of NABARD located in the State where project is to be set up. The rate of interest charged is linked to Prime Lending Rate (PLR) of NABARD and the applicable Risk Premium is based on the risk rating of the project. The details of the scheme can be viewed at NABARD website <https://www.nabard.org/foodprocessing.pdf>.

The Ministry has notified 283 designated food parks as on 30.01.2020 in different states for the purpose of availing affordable credit from special fund with NABARD. NABARD has sanctioned a term loan of ₹493.53 Cr to 12 Mega Food Park projects, ₹98.81 Cr to 4 Agro Processing Clusters, and ₹96.98 Cr to 9 Individual Processing Units in Designated Food Parks as on 31.12.2020. Also, NABARD has disbursed an amount of ₹ 321.83 Cr to the Mega Food Park projects, ₹10.50 Cr to the Agro Processing Clusters, and ₹40.40 Cr to the Individual Processing Units in Designated Food Parks as on 31.12.2020.



CHAPTER-4

PRADHAN MANTRI KISAN SAMPADA YOJANA (PMKSY)



CHAPTER - 4 PRADHAN MANTRI KISAN SAMPADA YOJANA (PMKSY)

4.1 BRIEF OF SCHEME:

Given the nature and size of processing units operating in the food processing sector, investment in basic infrastructure and common facilities are unlikely to come from the private sector in a significant way. With a view to augment private investment to food processing sector, the Ministry of Food Processing Industries, therefore, has been implementing a number of schemes for creation of infrastructure, expansion of processing capacity, and other supporting measures for healthy growth of food processing industry. All these existing schemes were reviewed, critical gaps identified, and some new schemes were formulated to address these gaps in promoting the sector. All these schemes integrated under an umbrella - Pradhan Mantri Kisan Sampada Yojana (PMKSY) and were launched on 3rd May, 2017 to give necessary thrust for accelerated growth of the sector

4.2 PMKSY is a comprehensive package resulting in creation of modern infrastructure with efficient supply chain management from farm gate to retail outlet. Not only it provides a big boost to the growth of food processing sector in the country but also helps in providing better returns to farmers and is a big step towards doubling of farmers' income, creating huge employment opportunities especially in the rural areas, reducing wastage of agricultural produce, increasing the level of processing and enhancing the export of the processed foods. The allocation under PMKSY is ₹6,000 crore for the

period 2016-20 coterminous with the 14th Finance Commission cycle. PMKSY is expected to leverage investment of ₹31,400 crore for handling of 334 lakh MT agro-produce valued at ₹1,04,125 crore, benefitting 20 lakh farmers and generating 5,30,500 direct/indirect employment in the country. The Scheme has since been extended to FY 2020-21.

4.3 The following schemes are implemented under PM Kisan Sampada Yojana:

- (i) Mega Food Parks
- (ii) Integrated Cold Chain and Value Addition Infrastructure
- (iii) Creation/Expansion of Food Processing & Preservation Capacities (Unit Scheme)
- (iv) Infrastructure for Agro-Processing Clusters
- (v) Creation of Backward and Forward Linkages
- (vi) Food Safety and Quality Assurance Infrastructure
- (vii) Human Resources and Institutions
- (viii) Operation Greens

4.4 MEGA FOOD PARKS SCHEME:

4.4.1 BRIEF OF SCHEME:

Mega Food Parks Scheme, being implemented since 2008, aims to create a modern food processing infrastructure for the processing units based on a cluster approach and on a hub and spoke model in a demand driven manner. The



scheme intends to facilitate establishment of an integrated value chain, with food processing at the core and supported by requisite forward and backward linkages. The central processing center is networked with the primary processing centers and collection centers located at the farm gate in production areas. The broader idea behind the scheme is to bring together farmers, processors and retailers and link agricultural production to the market so as to ensure maximization of value addition, minimization of wastages and improving farmers' income. The Scheme of Mega Food Parks envisages a well-defined agri/horticultural & processing zone containing state-of-the art processing facilities with support infrastructure and well-established supply chain.

4.4.2 OBJECTIVES:

The objectives of the scheme are as follows:

- (i) Provide modern infrastructure for food processing units in the country in selected clusters to be identified in a demand driven manner.
- (ii) Ensure value addition of agricultural commodities including poultry, meat, dairy, fisheries etc.
- (iii) Establish a sustainable raw material supply chain for each cluster.
- (iv) Facilitate induction of the latest technology.
- (v) Address the issues of small and medium nature of processing industries through a cluster approach with stakeholders managing the supply chain.

- (vi) Provide an institutional mechanism for producers, processors and retailers to work together to build the supply chain.

4.4.3 PATTERN OF ASSISTANCE:

The scheme provides for a capital grant at the rate of 50 percent of the eligible project cost in general areas and 75 percent of the eligible project cost in difficult and hilly areas i.e. North East Region including Sikkim, J&K, Himachal Pradesh, Uttarakhand and ITDP notified areas of the States subject to a maximum of ₹50 crores per project.

4.4.4 KEY PROJECT COMPONENTS

I) Core Processing Facilities:-

- (i) Central Processing Center (CPC):- Common facilities like testing laboratory, cleaning, grading, sorting and packing facilities, dry warehouses, specialized storage facilities, cold storage including Controlled Atmosphere Chambers, Pressure Ventilators, variable humidity stores, pre-cooling chambers, ripening chambers, cold chain infrastructure including reefer vans, packaging unit, irradiation facilities, steam sterilization units, steam generating units, Food incubation cum development centers etc.
- (ii) Primary Processing Centers (PPC) and Farm Proximate Collection Centers (Ccs): Components like cleaning, grading, sorting and packing facilities(including equipment), dry ware houses, specialized cold stores including pre-cooling chambers, ripening

chambers (including equipment), reefer vans, mobile pre-coolers, mobile collection vans etc.

The facilities mentioned in para (i) & (ii) above are only illustrative and the exact nature of facilities may vary from project to project based on specific requirements as appraised by the concerned bank.

II) Factory buildings:-

Depending on demand in the area, the Mega Food Park may provide standard factory sheds for Micro and Small Enterprises (MSEs) which are to be built on a maximum of 10 per cent of the area of CPC as part of plug and play facilities for MSEs.

III) Enabling Basic Infrastructure:-

Site development including development of industrial plots, boundary wall, roads, drainage, water supply, electricity supply including captive power plant, effluent treatment plant, telecommunication lines, parking bay including traffic management system, weighbridges etc. at the PPC and CPC level.

IV) Non-Core Infrastructure: -

Support infrastructure such as administrative buildings, training center including equipment, trade and display center, crèche, canteen, worker's hostel, offices of service providers, labour rest and recreation facilities, marketing support system etc.

V) Project Implementation Expenses:-

Cost of hiring the services of domain

consultants by the SPV's for preparation of DPRs, supply chain management, engineering/designing and construction supervision etc.

VI) Land:-

The requirement of land for establishing the CPC is at least 50 acres either by purchase or on lease of at least 75 years for the CPC of the Mega Food Park. The GoI grant shall not be used for procurement/purchase of land. The land and/or infrastructure taken on lease for PPCs / CCs, the lease period should be at least 25 years.

4.4.5 IMPLEMENTING AGENCY:

The responsibility of execution, ownership and management of the Mega Food Park vests with a Special Purpose Vehicle (SPV) registered under the Companies Act. However, State Government/State Government entities/Cooperatives applying for the project under the scheme will not be required to form a separate SPV.

4.4.6 ELIGIBILITY CRITERIA FOR SPV/ IMPLEMENTING AGENCY (IA):

The main eligibility criteria of the SPVs/IAs are as under:

- (i) SPV shall be a body corporate registered under the Companies Act. However, in case of State Government/State Government entities/Cooperatives implementing the project, registration of a separate SPV under the Companies Act will not be necessary.
- (ii) The promoter holding maximum equity in the SPV will be the lead promoter. The lead

promoter will be primarily responsible for co-ordination with all stakeholders including with the Ministry of Food Processing Industries to ensure effective implementation of the project.

- (iii) The combined net worth of the promoters/proposed shareholders of SPV should not be less than Rs.50 crore. Each member in SPV must have a net worth at least 1.5 times of his/her proposed equity contribution in order to ensure requisite contribution for the project from each shareholder.
- (iv) The SPV needs to bring in at least 20 percent of the total project cost as equity in general areas and at least 10 percent of the total project cost in difficult and hilly areas i.e. North East Region including Sikkim, J&K, Himachal Pradesh, Uttarakhand and ITDP notified areas of the States. However, State Government/ State Government entities will be required to contribute at least 10 % of the total project cost of the Mega Food Park project, not necessarily, in the form of the equity.
- (v) Central Government agencies becoming shareholders in the SPV, can only hold upto 26 percent of equity in the SPV. However, there will be no such restriction on State Govt./ State Govt. entities/ Cooperatives.
- (vi) The common facilities in the park cannot be sold or leased out. They can only be offered to units on rental basis.

4.4.7 PROGRAM MANAGEMENT AGENCY (PMA):

The Ministry appoints a Program Management Agency (PMA) to assist it in implementation of the Scheme. The PMAs are reputed institutions with extensive experience in project development, management, financing and implementation of infrastructure projects.

4.4.8 PROJECT MANAGEMENT CONSULTANT (PMC):

In addition to the PMA, for ensuring smooth implementation of projects at ground level, Ministry has drawn up a panel of Project Management Consultants (PMC) with experience in preparation of DPRs for large projects and in project implementation. Any of the Ministry's empaneled agencies may be engaged by the SPVs for preparation of DPRs and for assistance in implementation.

4.4.9 TIME SCHEDULE:

The time schedule for completion and successful operationalization of a Mega Food Park project is 30 months from the date of final approval to the project unless extended by Inter Ministerial Approval Committee (IMAC) for the reasons to be recorded.

4.4.10 APPROVALS AND PROGRESS OF THE SCHEME:

- (i) The Cabinet approved the Scheme of Mega Food Parks in September 2008 with the stipulation to take up 10 projects in the 1st phase.
- (ii) In November, 2010, the CCEA approved

setting up 5 more Mega Food Parks in country during 2nd phase of scheme implementation.

- (iii) In October 2011, the CCEA further approved 15 new projects under Mega Food Parks Scheme with an allocation of ₹1714 crores.
- (iv) In August 2013, the CCEA has accorded further approval taking up 12 more Mega Food Parks during 12th Plan as per the existing pattern of assistance of 11th Plan.

(v) The CCEA also approved sanctioning of the projects against cancellation/withdrawal of the projects approved by the Ministry during the 11th and 12th plan within the plan allocation of the scheme as per the 11th Plan pattern of financial assistance of the Scheme.

(vi) Details of phase-wise status of implementation of Mega Food Parks (MFPs) projects are as under in Table 4.1:

**TABLE 4.1
IMPLEMENTATION STATUS OF MEGA FOOD PARKS (AS ON 31ST DECEMBER, 2020)**

Phase	No. of projects slots approved by CCEA with date of approval	No. of projects accorded "in-principal" approval by Ministry	No. of projects cancelled/ withdrawn after grant of "in-principle" approval	No. of projects accorded "final approval" by Ministry	No. of projects cancelled/ withdrawn after grant of "final approval"	No. of projects accorded In-principal/ final approval by Ministry	Status of projects
1 st Phase	10 (11 th September, 2008)	10	1	9	2	7	◊ Completed-3 ◊ Operational-4
2 nd Phase	5 (18 th November, 2010)	5	0	5	2	3	◊ Completed-1 ◊ Operational-2
3 rd Phase	15 (25 th October, 2011)	15	5	10	1	9	◊ Operational-6 ◊ Under implementation-3
4 th Phase	12 (08 th August, 2013)	10	7	3	1	2	◊ Operational-2
5 th Phase	Filling up of 17 vacancies	16	4	12	2	10	◊ Under implementation-7 ◊ Operational-3

6 th Phase	Filling up of 8 vacancies	8	3	5	1	4	◊ Under implementation-4
7 th Phase	Filling up of 4 vacancies	4	1	3	2	1	◊ Under implementation-1
8 th Phase	Filling up of 2 vacancies	2	1	1	0	1	◊ Under implementation-1
9 th Phase	Filling up of 2 vacancies	2	0	0	0	0	◊ In-principle approval-2
TOTAL	42						◊ Completed-4, ◊ Operational-17, ◊ Under implementation-16 ◊ In-principle approval-2

4.4.11 CURRENT STATUS OF IMPLEMENTATION:

In the period, from 01st January, 2020 to 31st December, 2019, Ministry has released Grant-in-Aid of ₹66.86 crore to the ongoing Mega Food Park projects. Status of implementation of the 39 projects is at Annexure-III. Twenty One Mega Food Park projects at Haridwar (Uttarakhand), Chittoor (Andhra Pradesh), Tumkur (Karnataka), Fazilka (Punjab), Nalbari (Assam), Khargone (Madhya Pradesh), Murshidabad (West Bengal), Rayagada (Odisha), Satara (Maharashtra), Ajmer (Rajasthan), Udham Singh Nagar (Uttarakhand), Surat (Gujarat), Aurangabad (Maharashtra), Una (Himachal Pradesh), West Godavari (Andhra Pradesh), West Tripura (Tripura), Nizamabad (Telangana) & Dewas (Madhya Pradesh), Kolasib (Mizoram), Palakkad (Kerala) and Kapurthala (Punjab) have been made operational. About 75 units are functioning in these parks providing employment to more than twenty two thousand people directly. In addition, more than 6 lakh people are getting employment through

franchises, dealership/ distributorship etc.

4.4.12 MODIFICATION OF THE MEGA FOOD PARK SCHEME GUIDELINES:

The detailed guidelines for the scheme were issued on 24.08.2008 and subsequently revised on 19.12.2009, 17.11.2011, 01.10.2012, 10.02.2014 and 21.07.2016. Based on the experience of implementation, modifications in the Scheme guidelines have been carried out from time to time. The scheme guidelines of Mega Food Parks have been uploaded on the Ministry's website www.mofpi.nic.in for information of all concerned.

4.4.13 CO-ORDINATION MECHANISM:

- (i) With a view to have more effective coordination with the State Governments, the State Governments have been requested to nominate an officer as Ministry's nominee Director in the Board of the SPVs setting up Mega Food Park in the State.

- (ii) PMA also co-ordinates with the SPV for facilitating smooth implementation of the project and monitoring the progress closely and periodically.
- (iii) Ministry co-ordinates with State Government authorities to facilitate various statutory clearance and acquisition of land by SPV.
- (iv) A district level Mega Food Park Co-ordination Committee under the

Chairmanship of the District Collector has been constituted for each Mega Food Park to ensure smooth progress in implementation of the projects.

4.4.14 FINANCIAL PROGRESS OF THE SCHEME:

Year-wise budget allocation including-BE/RE and Actual under the scheme of Mega Food Park is as follows:

TABLE 4.2
DETAILS OF BUDGET ALLOCATION AND EXPENDITURE IN MEGA FOOD PARKS

(₹ in crore)

Year	BE	RE	Expenditure
11th Five Year Plan Period			
2007-08*	100.00	16.50	11.34
2008-09	50.00	28.00	27.63
2009-10	70.00	23.93	18.49
2010-11	77.50	76.69	76.99
2011-12	110.00	94.39	83.56
TOTAL	407.50	239.51	218.01
12th Five Year Plan Period			
2012-13	86.00	93.20	93.11
2013-14	116.00	110.25	94.11
2014-15	120.00	63.94	63.94
2015-16*	120.00 (329.00)	119.50 (327.00)	125.17
2016-17	222.30	300.15	300.08
TOTAL	664.30	687.04	676.41
2017-18	300.00	298.56	296.71
2018-19	390.00	182.86	181.46
2019-20	200	140	106.73

2020-21	100	61.85	26.07 (As on 31 st December, 2020)
TOTAL (2017-2020)	990.00	683.27	610.97
GRAND TOTAL	2061.80	1609.82	1505.45

**In F.Y. 2007-08 and 2015-16, BE and RE has been allocated for the entire Infrastructure Development Scheme comprising of Mega Food Park, Cold Chain and Modernization of Abattoirs.*

4.4.15 ACHIEVEMENTS UNDER THE SCHEME FOR MEGA FOOD PARKS: MONITORING OF IMPLEMENTATION OF MEGA FOOD PARK PROJECTS:

- Under the scheme, during the period of 01.01.2020 to 31.12.2020, One Mega Food Park project (being implemented by Manipur Food Industries Corporation Ltd in Thoubal, Manipur) has been accorded 'final approval' on 29.01.2020 after carrying out detailed appraisal of the proposals in the TC meetings and IMAC meetings. Also, Expression of Interests (EOIs) for setting up of Mega Food Park projects were invited and after carrying out detailed appraisal of the proposals in the TC meetings and IMAC meetings 2 projects (1 each in the states of Tamil Nadu and Meghalaya) have been accorded 'in-principle approval'.
- Under the scheme, during the period of 01.01.2020 to 31.12.2020, a total of 04 Technical Committee (TC) meetings were held for scrutinizing/appraising the DPRs/ documents of proposals received under the Scheme of Mega Food Parks for

recommendation for according approval to the projects by IMAC.

- Under the scheme during the period of 01.01.2020 to 31.12.2020, a total 05 Inter-Ministerial Approval Committee (IMAC) meetings were held under the Chairpersonship of Hon'ble Minister, FPI to consider recommendation of Technical Committee on proposals received against EOI and for according its approval to the Mega Food Park project; to review the progress of ongoing projects; to approve revision in DPR etc.

4.4.16 SUCCESS STORIES OF MEGA FOOD PARKS SCHEME (01.01.2020 TO 31.12.2020)

(a) MEGA FOOD PARK AT KOLASIB, MIZORAM:

Mega Food Park being implemented by M/s Zoram Mega Food Park Pvt Ltd at Village khamrang, District Kolasib, Mizoram, with the assistance of MoFPI under the Mega Food Parks Scheme, was inaugurated by virtual means by Smt. Harsimrat Kaur Badal, Hon'ble Union Minister for Food Processing Industries, Government of India in the presence of Shri Rameshwar Teli, Hon'ble Union

Minister of State for Food Processing Industries on 20th July, 2020.

The total project cost is approximately Rs. 75.2 crore. The Central Processing Centre (CPC) is spread in 55 acres at Village khamrang, District Kolasib, Mizoram and three Primary Processing Centres (PPCs) to feed processing activities at the CPC are being set up in different locations in the catchment area. The food park is having facilities such as Cold Storage, Dry Warehouse, Aseptic Pulping Line with Canning & Packing, Ripening Chamber, Spice Drying Facility, Quality Control lab etc. In addition, to facilitate processing activities, the CPC are equipped with a host of enabling basic infrastructure facilities like roads, drainage, water & electricity distribution, ETP and telecommunication.

(b) MEGA FOOD PARK AT PALAKKAD, KERALA:

Mega Food Park being implemented by Kerala Industrial Infrastructure Development Corporation (KINFRA) at Elapully and Pudukkottai villages in Palakkad district, Kerala, with the assistance of MoFPI under the Mega Food Parks Scheme, was inaugurated by virtual means by Shri Narendra Singh Tomar, Hon'ble Union Minister for Food Processing Industries, Government of India in the presence of Shri Rameshwar Teli, Hon'ble Union Minister of State for Food Processing Industries on 1st October, 2020.

The total project cost is approximately ₹102.13 crore. The Central Processing Centre (CPC) is spread in 79.42 acres at Elapully and Pudukkottai villages in Palakkad district, Kerala and four Primary Processing Centres (PPCs) to feed processing

activities at the CPC are being set up in different locations in the catchment area. The food park is having facilities such as Warehouse, Multi Product Cold Storage, Pack House, Ripening Chamber, Condiments Processing line, quality control lab etc. In addition, to facilitate processing activities, the CPC are equipped with a host of enabling basic infrastructure facilities like roads, drainage, water & electricity distribution, ETP and telecommunication.

(c) MEGA FOOD PARK AT KAPURTHALA, PUNJAB:

Mega Food Park being implemented by M/s Sukhjit Mega Food Park and Infra Ltd at Village Rehana Jattan, Tehsil Phagwara, District Kapurthala, Punjab, with the assistance of MoFPI under the Mega Food Parks Scheme, was inaugurated by virtual means by Shri Narendra Singh Tomar, Hon'ble Union Minister for Food Processing Industries, Government of India in the presence of Shri Rameshwar Teli, Hon'ble Union Minister of State for Food Processing Industries on 24th November, 2020.

The total project cost is approximately ₹107.83 crore. The Central Processing Centre (CPC) is spread in 55 acres at Village Rehana Jattan, Tehsil Phagwara, District Kapurthala, Punjab and three Primary Processing Centres (PPCs) to feed processing activities at the CPC are being set up in different locations in the catchment area. The food park is having facilities such as Raw Material & Finished Goods Warehouse, Silos, IQF, Cold Store, Deep Freezer & vegetable processing line quality control lab etc. In addition, to facilitate processing activities, the CPC are equipped with a host of

enabling basic infrastructure facilities like roads, drainage, water & electricity distribution, ETP and telecommunication. 4.5 Scheme for Integrated Cold Chain and Value Addition Infrastructure.

4.5 INTEGRATED COLD CHAIN AND VALUE ADDITION INFRASTRUCTURE:

4.5.1 BRIEF OF SCHEME:

In order to minimize the post-harvest losses and enhance value addition in the agricultural produce, Ministry of Food Processing Industries has been implementing the Scheme for Integrated Cold Chain and Value Addition Infrastructure since 2008. Scheme provides for promoting integrated and complete cold chain facilities without any break from the farm gate to the consumer, end to end, to reduce losses by improving efficiency in collection of farmer produce, storage, transportation and minimal processing. Both horticultural and non-horticultural produce are eligible for support under this scheme.

4.5.2 COMPONENTS OF THE SCHEME:

The scheme allows flexibility in project planning with special emphasis on creation of cold chain infrastructure at farm level. Guidelines of the scheme have been revised latest on 17.12.2019. The scheme has the following project components:

- (a) Farm Level Infrastructure, which may include processing center, in the catchment area of the targeted produce.
- (b) Distribution Hub
- (c) Refrigerated/Insulated transport.

- (d) Irradiation facility.

To avail financial assistance, the applicant has to set up farm level infrastructure as a mandatory component and any one or both of the components from (b) and (c) above. In view of its functional nature, the irradiation facility can be set up as standalone component for the purpose of availing grant under the scheme.

4.5.3 PATTERN OF ASSISTANCE:

As per scheme guidelines, the scheme has two types of pattern of financial assistance:

- (a) For storage infrastructure including Pack House and Pre cooling unit, ripening chamber and transport infrastructure - eligible grant-in-aid is @ 35% for General Areas and @ 50% for North East States, Himalayan States, ITDP Areas & Islands, of the total cost of plant & machinery and technical civil works.
- (b) For value addition and processing infrastructure including frozen storage/ deep freezers associated and integral to the processing, grant-in-aid applicable is @ 50% for General Areas and @ 75% for North East States, Himalayan States, ITDP Areas & Islands.
- (c) For irradiation facilities grant-in-aid is @ 50% for General Areas and @ 75% for North East States, Himalayan States, ITDP Areas & Islands.

Other salient features of the Scheme are as under:

- (i) The maximum grant-in-aid applicable under the scheme is ₹10 crore per project.
- (ii) The grant will be provided only in respect of technical civil works and eligible plant & machinery.
- (iii) Cost norms of Mission for Integrated Development of Horticulture (MIDH) issued by Department of Agriculture, Co-operation and Farmers Welfare is followed wherever available. For facilities not covered under MIDH guidelines, cost norms as determined by the Ministry are followed.
- (iv) The implementation schedule for the project as per the scheme guidelines is 20 months in General Areas and 24 months in North-East States, Himalayan States, ITDP Areas and Islands. A provision has been made in the guidelines for imposition of penalty in case of failure to complete the project as per the stipulated timeline. A penalty of 1% of the quantum of grant installment due has been laid down for each month's delay beyond the stipulated time line subject to a maximum of 5% of the installment amount.
- (v) As per the scheme guidelines, cold chain and preservation infrastructure can be set up by individuals, groups of entrepreneurs, cooperative societies, Self Help Groups (SHGs), Farmer Producer Organizations (FPOs), NGOs, Central/State PSUs, etc. with business interest in cold chain solutions and also by those who manage supply chain.

- (vi) The SC or ST promoter(s), as the case may be, holding 100% stake in the implementing agency/firm, will be treated as SC/ ST proposals and will be treated at par with NE States for the purpose of extending benefits under the scheme. For any change in the constitution/composition of such proposals, prior permission of Ministry shall be required.

4.5.4 PROGRESS UNDER THE SCHEME:

- (i) During the 11th plan period (2007-12), Government had permitted setting up of 79 cold chain projects in 3 phases with financial assistance by the Ministry. The Ministry had sanctioned 74 cold chain projects for financial assistance. Subsequently, the Ministry cancelled 19 projects mainly due to very slow progress in implementation. Thus, 55 cold chain projects were taken up for implementation in 11th Plan
- (ii) CCEA in its meeting held on 08.08.2013 approved assisting 75 cold chain projects. Out of the 75 new projects permitted by the Government, sanctions were issued for setting up of 66 projects. Of this, 16 projects were cancelled/withdrawn mainly due to very slow progress in implementation.
- (iii) CCEA approved a total allocation of ₹. 1650 crore for the period from 2016-20 co-terminus with the 14th Finance Commission Cycle under this Scheme. CCEA had also approved 150 slots for new projects to be sanctioned. Further, Ministry has also

approved an additional allocation of funds of ₹409 crore for taking up 53 additional Integrated Cold Chain Projects. Details of

phase-wise implementation of projects are as under:

TABLE 4.3
PHASE-WISE IMPLEMENTATION OF PROJECTS (AS ON 31ST DECEMBER, 2020)

(₹ in crore)

Phase	Approved by CCEA/EFC	Sanctioned by Ministry	Cancelled	Completed	Under Implementation
Phase-1 (2008-09)	10 (19 th March, 2008)	10	00	10	00
Phase-2 (2011-12)	39 (15 th April, 2010)	28	01	27	00
Phase-3 (2012-13)	30 (23 rd March, 2012)	25	07	18	00
Phase-4 (2013-14)	59 (08 th August, 2013)	66	16	50	00
Phase-5 (2015-16)	-	34 (18 th May, 2015)	08	24	02
Phase-6 (2016-17)	100 (09 th February, 2016)	113	25	74	14
Phase-7 (2017-18)	50 + 28 (03 rd May, 2017)	76	31	07	38
Phase-8 (2018-19)	25 (03 rd May, 2017)	30	14	00	16
Phase-9 (2019-20)	-	48 (Approved against vacant slots arisen due to withdrawal of projects by promoters or cancellation by the Ministry for want of documents/justifications during 2020)	01	00	47
TOTAL	341	430	103	210	117

(i) As on 31.12.2020, 327 integrated cold chain projects have been taken up for implementation. Of these 327 projects, 210 projects have been completed and 117 are at various stages of implementation.

Against allocation of ₹704.17 crore during 12th Plan period (2012-17) for the Cold Chain Scheme, ₹683.44 crore were released for implementation of the scheme. Further, during 2018-19, ₹244.74 crore were released against the revised estimate of ₹ 271.59 crore and during 2019-20, ₹271.12 crore were released against the revised estimate of ₹326.16 crore.

(ii) Against RE allocation of ₹252.58 crore, as on 31.12.2020, ₹195.57 crore has already been utilized.

(iii) The total project cost of 327 projects, sanctioned so far, is ₹8957.09 crore with private investment of ₹6460.83 crore and grant-in-aid of ₹2496.26 crore.

(iv) Each Cold Chain project helps in creating direct employment for about 100 persons and indirect employment for about 500 persons. Each cold chain project links about 9552 farmers per project.

4.5.5 COLD CHAIN INFRASTRUCTURE CAPACITY:

The cold chain infrastructure expected to be created by the approved 327 cold chain projects are as follows:

- (i) 9.47 lakh MT of Cold Storage, Controlled Atmosphere (CA)/Modified Atmosphere (MA) storage, Deep Freezer
- (ii) 312.55 MT per hour of IQF,
- (iii) 200.79 Lakh Litter Per Day (LLPD) per day of milk processing/storage
- (iv) 1682 number of reefer vehicles.

The Cold chain infrastructure created by the 210 completed cold chain projects till 31.12.2020 is as follows:

- (i) 6.90 lakh MT of Cold Storage, Controlled Atmosphere (CA)/Modified Atmosphere (MA) storage, Deep Freezer.
- (ii) 207.40 MT per hour of IQF
- (iii) 138.76 LLPD Milk processing/storage
- (iv) 1139 number of reefer vehicles.

4.5.6 FINANCIAL PROGRESS OF THE SCHEME AS ON 31ST DECEMBER, 2020:

Year-wise budget allocation and expenditure under the scheme of cold chain is as follows:

TABLE 4.4
BUDGET ALLOCATION IN COLD CHAIN (YEAR-WISE)

(₹ in crore)

Year	Budget Estimate	Revised Estimate	Expenditure
2010-11	27.53	22.02	21.65
2011-12	110.00	89.99	83.70

2012-13	86.00	81.37	81.19
2013-14	100.00	103.75	103.73
2014-15	160.00	153.37	153.37
2015-16	181.00	180.50	160.36
2016-17	158.23	185.21	184.88
2017-18	180.00	198.68	196.15
2018-19	400.00	271.59	244.74
2019-20	290.00	326.16	271.12
2020-21	349.71	252.58	195.57 (as on 31 st December, 2020)

State-wise Status of implementation of Cold Chain Scheme is given in Annexure-IV.

4.5.7 MODIFICATIONS IN THE SCHEME:

Based on extensive feedback and consultations with stakeholders, the guidelines of the scheme have been revised w.e.f. 29.08.2016. The Scheme guidelines have been subsequently revised on 08.03.2018, 18.01.2019 and latest on 17.12.2019. The salient features of the revised scheme guidelines are as under:

- (i) Setting up farm level infrastructure is now mandatory;
- (ii) Facilities like Integrated Pack-house (with mechanized sorting & grading line/packing line/waxing line/staging cold rooms, etc.), Ripening Chamber(s), Cold Storage Unit(s), Controlled Atmosphere (CA) storage, Frozen Storage/Deep freezers, IQF line, Tunnel Freezer, Spiral Freezer, Blast Freezer, Plate Freezer, Vacuum Freeze Drying, Milk Chilling / Bulk Milk Cooling/ Milk Processing Unit, Poultry/Meat/Marine/ Fishery Processing Unit, Packaging line for chilled/frozen/temperature controlled products are eligible for grant-in-aid.

- (iii) The scheme envisages financial Assistance @ 35% & 50 % of the total cost of plant & machinery and technical civil work for storage and transport infrastructure for general area & for North East States, Himalayan States, ITDP Areas & islands respectively. For value Addition and processing infrastructure grant-in-aid @ 50% & 75% for general area and for North East States, Himalayan States, ITDP Areas & islands respectively is envisaged.
- (iv) Term loan at least 20% of project cost is mandatory in case of General areas and at least 10% in respect of North Eastern Region.
- (v) Promoter's equity of at least 20% in general areas and 10% in difficult areas is mandatory.
- (vi) Pattern of release of grant is now 25%, 40% and 35% as 1st, 2nd and 3rd instalment respectively as against the earlier pattern of 25%, 50% and 25% respectively

- (vii) Penalty clause for delay in implementation has been introduced.
- (viii) Expansion projects and Second proposal from the existing promoter(s), who have availed grant for any of the cold chain project from the Ministry, are not admissible as per revised guidelines dated 17.12.2019.
- (ix) The SC or ST promoter(s), as the case may be, holding 100% stake in the implementing agency/firm, will be treated as SC/ ST proposals and will be treated at par with NE States for the purpose of extending benefits under the scheme. For any change in the constitution/composition of such proposals, prior permission of Ministry shall be required.
- (x) EMD of ₹1.00 lakh is waived off in respect of SC/ST/NER promoters.

4.5.8 REQUIREMENT OF COLD CHAIN/COLD STORAGE:

- (a) One of the main reasons for the high losses

in the supply chain of perishables is the absence of adequate and efficient cold chain infrastructure right from the farm gate to the consumers.

- (b) Dr. Saumitra Chaudhuri Committee constituted by the erstwhile Planning Commission in 2012 had estimated cold storage requirement in the Country of 61 million tonnes. The present capacity of cold storage was estimated at around 32 million tonnes in the country. Thus the gap in cold storage was estimated to be around 29 million tonnes.
- (c) National Centre for Cold Chain Development (NCCD), an autonomous body under the Department of Agriculture, Cooperation and Farmers Welfare, had undertaken a study on All India Cold Chain Infrastructure Capacity (Assessment of Status and Gap) in August, 2015. As per the study the cold chain requirement in the country was as under:-

TABLE 4.5
REQUIREMENT OF COLD CHAIN

S. No.	Component	Existing Capacity	Approximate Requirement
1	Integrated Pack Houses	250 numbers	70,000 numbers
2	Reefer Trucks	< 10,000 numbers	62,000 numbers
3	Cold store (Bulk & distribution hubs)	32 million tonnes	35 million tonnes
4	Ripening Chambers	800 numbers	9000 numbers

The above gap study had, however, excluded milk, meat, marine and processed products (lightly

perishable) for working out the requirement of cold chain infrastructure.

4.5.9 TASK FORCE ON COLD CHAIN PROJECTS:

To accelerate the availability of cold storage and to improve the efficiency of Cold Chain Management, a Task Force under the Chairmanship of Secretary, Ministry of Food Processing Industries was set up by the Prime Minister's Office with a view to re-visit the strategies, financials and incentives of all cold storage/cold chain related schemes and recommend institutional mechanism for enhancing capacity of cold chain in the country. The Committee submitted their report on 31.10.2014 to the Govt. The Committee had, inter alia, recommended that the Govt. should aim at creating an additional capacity of 7.5 million tonnes over the next 5 years with financial allocation of ₹ 6100 crore. Out of the 7.5 million capacity, 5 million tonnes may be created together by National Horticulture Mission (NHM) & National Horticulture Board (NHB) under the Mission for Integrated Development of Horticulture (MIDH) scheme of Department of Agriculture, Cooperation & Farmers Welfare and 2.5 million tonnes under the scheme of the Ministry of Food Processing Industries. As on 31.12.2020, under the Scheme for Integrated Cold Chain and Value Addition Infrastructure, cold storage capacity of 0.69 million tonnes has been created.

4.5.10 IMPACT EVALUATION STUDY:

A Study on "Evaluation of the impact of the Scheme for Cold Chain, Value Addition and Preservation Infrastructure of Ministry of Food Processing Industries" was awarded to M/s NABARD Consultancy Services Pvt. Ltd. (NABCONS). The report has, inter alia, observed that cold chain projects have contributed positively to turnover, employment creation and exports. There is

an apparent economic impact in the catchment area where such projects have been set up in terms of saving wastage, increase in farm gate prices and establishment of backward linkages. With the establishment of cold chain projects, under the trading model, the farmers have been benefited, in terms of assured price, risk avoidance, assured market and reduction in wastages. However, captive unit model due to market requirements and consumer centric approach of these units, have developed the quality of produce across the entire supply chain. This has been achieved by way of knowledge sharing, quality input supplies and technology upgradation of the produce. The units per se have tried to comply with the stringent quality parameters of the markets and these quality have percolated in the backward and forward linkages as well. Hence, models proposing captive business model may be given preference over rental/ trader model.

4.5.11 Ministry has approved 48 proposals, during 2020, against vacant cold chain slots, amongst the online applications/ proposals received from potential investors/ promoters for setting up of cold chain projects in response to the Expression of Interest (Eoi) on 29.01.2020.

4.6 SCHEME FOR CREATION/EXPANSION OF FOOD PROCESSING AND PRESERVATION CAPACITIES:

4.6.1 The scope and scale of assistance under the scheme for creation/expansion of food preservation capacities (Unit scheme) under PMKSY has been substantially increased in comparison to the erstwhile Technology up Gradation Scheme.

4.6.2 The main objective of the scheme is for promotion of processing/preservation of agro food products and modernization/capacity enhancement of food processing units with a view to increasing the level of processing, thereby, reduction of wastage and value addition.

4.6.3 The processing activities undertaken by the individual units covers a wide range of post-harvest processes resulting in value addition and/or enhancing shelf life with specialized facilities required for preservation of perishables. Induction of modern technology under the scheme is intended to make a clear difference in both process efficiencies as well as quality of the end product.

4.6.4 The Pattern of assistance under the scheme is as under:

- (i) 35% of the eligible project cost subject to a maximum of ₹5.00 crore in General Areas;
- (ii) 50% of the eligible project cost subject to a maximum of ₹5.00 crore in North Eastern States including Sikkim and Difficult areas including Himalayan States (Himachal Pradesh, J&K & Uttarakhand), State Notified ITDP areas, SC & ST promoter(s) and Islands.

4.6.5 FOOD PROCESSING SECTORS ELIGIBLE UNDER THE SCHEME INCLUDES:

- (i) Fruits & vegetables processing,
- (ii) Milk Processing
- (iii) Meat/poultry/fish processing,
- (iv) Ready to Eat/Ready to Cook Food Products/ Breakfast cereals/Snacks/bakery and other food products including nutritional health

foods.

- (v) Grains/pulses, oil seed milling and processing based on modern technology.
- (vi) Modern Rice milling.
- (vii) Other agri-horti products including spices, coconut, soybean, mushroom processing, honey processing, etc.
- (viii) Fruits/Honey based wines.
- (ix) Natural Food flavours, food additives/food extracts & colours, oleoresins, guar gum, cocoa products etc.
- (x) Manufacturing jaggery from sugarcane and value added products from jaggery (as raw material) except sugar mills.
- (xi) Any other sector that makes food products fit for human consumption.
- (xii) Animal feed manufacturing unit to be set up in Mega Food Parks and Agro Processing Clusters approved by the Ministry from time to time.
- (a) The activities related to manufacturing of aerated water and packaged drinking water will not be considered for financial assistance under the Scheme. However, the carbonated drinks/beverages containing fruit juice/pulp more than 5% in case lime/lemon and more than 10% in case of other fruits will be considered for financial assistance under the Scheme. A maximum of two (2) units in a Mega Food Park (MFP) and one (1) unit in Agro Processing Cluster (APC) will be sanctioned under this category.

(b) Farming activities such as dairy farming, poultry farming, mushroom farming, hatcheries etc. are not eligible sector under the scheme.

4.6.6 The processing units undertake a wide range of processing activities which result in value addition, enhancing shelf life of the products and reduction of wastage. An indicative list of processing activities as integral part of the main processing units is given below:-

- (i) Sorting, grading, washing, peeling, cutting, sizing;
- (ii) Blanching, crushing, extraction, pulping;
- (iii) Drying, de-husking, de-hulling, splitting, deposing, deseeding, colour sorting, pulverization, extrusion, freeze drying / dehydration, frying, etc.;
- (iv) Pasteurization, homogenization, evaporation, concentration, etc.
- (v) Packaging facilities like canning, aseptic packaging, vacuum packaging, bottling, edible packaging, labelling, any other specialized packaging etc.
- (vi) Chemical preservation, pickling, fermentation or any other specialized facility required for preservation activities etc.
- (vii) Individual Quick Freezing (IQF), blast freezing, plate freezing, spiral quick freezing etc.
- (viii) Controlled temperature transport like coolers/refrigerated/insulated/ventilated transport.

(ix) All other processing / preservation / transport / storage facilities etc. adjunct to value addition and shelf life enhancement of food products would be eligible. Standalone activities like temperature controlled transportation/ storage facilities etc. will not be considered under this scheme. The project should include and result in creation/ increase in processing capacity.

Note: The above list is only illustrative and not exhaustive. Food Processing Industry is fast growing industry and several innovative processing technologies are being developed day by day which can also be considered under this Scheme if deemed fit.

4.6.7 Organizations eligible for assistance under the scheme include the following:

- (i) Organizations such as Central and State PSUs/Joint Ventures/Farmer Producer Organizations (FPOs)/NGOs/Cooperatives/SHG's/Public and Pvt. Companies/Limited Liability Partnerships, corporate entity/ proprietorship firms/Partnership firms engaged or propose to engage in creation/ expansion/modernization of food processing and preservation capacities would be eligible for financial assistance under the scheme. For the purpose of these guidelines, the above mentioned entities shall be treated as 'Implementation Agency/ Applicant organization'.
- (ii) SC or ST promoters, as the case maybe, holding 100% stake in the implementation Agency/applicant organization, will be

treated as SC/ST proposals. Such implementation agency/applicant organization will be treated at par with the difficult areas for the purpose of extending benefits under the scheme. For any change in the constitution/composition of such implementation agencies/applicant organization, prior permission of Ministry shall be required.

- (iii) The proposals for creation/expansion/modernization of food processing & preservation units will be considered in Mega Food Parks (MFPs), Agro-processing Clusters assisted by the Ministry. However, in State/UTs having no Mega Food Park, Agro Processing cluster, units may be considered anywhere.
- (iv) Proposals in Mega Food Parks (MFPs), Agro-processing Clusters (APCs) assisted by the Ministry should have minimum eligible project cost of ₹ 3 (three) crore in general areas and ₹ 1 (one) crore in case of North Eastern States (including Sikkim) and Difficult areas i.e. Himalayan States/UTs (Himachal Pradesh, Uttarakhand, Ladakh, Jammu and Kashmir), State Notified ITDP areas and Islands. However, in State/UTs having no Mega Food Park, Agro Processing cluster, units may be considered anywhere with minimum eligible project cost.
- (v) SC / ST entrepreneurs having 100% stake in the applicant firm & having eligible project cost of ₹1 crore or more will be considered anywhere / irrespective of location subject to meeting other terms & conditions of the

scheme guidelines.

- (iv) The cost norms notified by MIDH/NHB/ MoFPI, wherever available, shall be applied while calculating the eligible project cost and grants-in-aid for the proposals received under the scheme.

4.6.8 Ministry had issued Expression of Interest (Eoi) on 01.06.2020 for inviting online applications from potential investors/promoters for creation of processing and preservation capacities and modernization/expansion of existing food processing units under PMKSY. The last date for submission of proposal is 30.11.2020. Ministry has approved 48 projects under the scheme in the country during the period of 01.01.2020 to 31.12.2020. The State-wise details of the projects approved under scheme are at **Annexure-V**.

4.6.9 Achievements under the Scheme for Creation/Expansion of Food Processing & Preservation Capacities (CEFPPC) from 1st January, 2020 to 31st December, 2020.

- (i) Ministry invited Expression of Interest (Eoi) on 01.06.2020 against vacant slot for setting up of food processing units in the country. Financial Year 2020-21 (as on 31.12.2020), 83 proposals have been accorded approval after carrying out detailed appraisal of the proposals in the TC and IMAC meetings.
- (ii) During the period, total 15 Technical Committee (TC) meetings held for scrutinizing / appraising the DPRs / documents of proposals received under the Scheme for Creation/ Expansion of Food

Processing & Preservation Capacities (CEFPPC).

- (iii) During the period, total 7 Inter-Ministerial Approval Committee (IMAC) meetings held under the Chairpersonship of Hon'ble Minister, FPI to consider recommendation of Technical Committee on proposals received against EoI and accorded approval to 83 proposals.
- (iv) As on 31.12.2020, 287 food processing units have been taken up for implementation. Out of these 287 units, 44 food processing units have been completed and 243 are at various stages of implementation.
- (v) The total project cost of 287 units, sanctioned so far, is 3728.57 crore with private investment of ₹2684.95 and grant-in-aid of ₹1043.62 crore.
- (vi) 7.92 Lakh MT/Annum processing capacity created by 44 completed food processing units and help in creating direct employment for 6813 persons and indirect employment for 21290 persons.

4.6.10 PROJECTIONS FOR JANUARY, 2021-MARCH, 2021:

Projects to be sanctioned: 9

Grants-in-aid to be sanctioned: ₹28.07 Cr.

4.7 SCHEME FOR CREATION OF INFRASTRUCTURE FOR AGRO PROCESSING CLUSTERS:

4.7.1 OBJECTIVES:

- (i) To create modern infrastructure for food processing closer to production areas.

- (ii) To provide integrated and complete preservation infrastructure facilities from the farm gate to the consumer.

- (iii) To create effective backward and forward linkages by linking groups of producers / farmers to the processors and markets through well-equipped supply chain.

4.7.2 SALIENT FEATURES OF THE SCHEME:

- (i) The scheme will have two basic components i.e. Basic Enabling Infrastructure (roads, water supply, power supply, drainage, ETP etc.) and Core Infrastructure/Common facilities (ware houses, cold storages, IQF, tetra pack, sorting, grading etc). Creation of common facilities in a cluster may vary depending upon requirements of food processing units existing outside the cluster or to be set up in a cluster.

- (ii) Minimum 5 food processing units with minimum investment of ₹ 25 crore will be set up in the cluster.

- (iii) Units will be set up simultaneous along with creation of common infrastructure.

- (iv) Such infrastructure facilities may be developed by:

- (a) The promoter(s) willing to set up own units in the cluster and also allow utilization of common infrastructure to other units in the area;

- (b) The promoter(s) willing to develop common infrastructure for use by the units to be set

up in the food processing cluster by other entrepreneurs;

- (c) The promoter(s) willing to develop common infrastructure in the existing food processing clusters.

4.7.3 COMPONENTS OF THE SCHEME:

The scheme aims at development of modern infrastructure to encourage entrepreneurs to set up food processing units based on cluster approach. Accordingly, the scheme will have following components:

- (i) **Basic enabling infrastructure:** It will include site development including development of industrial plots, boundary wall, roads, drainage, water supply, electricity supply including power backup, effluent treatment plant, parking bay, weigh bridges, common office space etc. However, the cost of basic enabling infrastructure not exceeding 40 percent of the eligible project cost would be eligible for grant purpose.

- (ii) **Core infrastructure/common facilities:** The common facilities will be based on the needs of the units which will be set up in these clusters. The common facilities of capital intensive nature may include like testing laboratory, cleaning, grading, sorting and packing facilities, dry warehouse, cold storage, pre-cooling chambers, ripening chambers, steam generation boilers, IQF, specialized packaging, etc.

The above mentioned facilities are only illustrative and the exact nature of facilities

may vary from project to project based on requirements of the units in the cluster and surplus agriculture/horticulture produce in the catchment area of the project.

4.7.4 IMPLEMENTING AGENCIES:

All implementing agencies/organizations such as Govt / PSUs / Joint Ventures / NGOs/ Cooperatives / SHGs / FPOs / Private Sector/ individuals etc. will be eligible for financial assistance under the scheme.

4.7.5 PATTERN OF ASSISTANCE:

The maximum admissible grant for each project is 35% of eligible project cost in general areas and 50% of eligible project cost in North East States/Hilly/difficult areas/Islands/SC/ST subject to max. of ₹10.00 crore. The Grant-in-Aid are credit linked but not back ended.

4.7.6 NO. OF PROJECTS:

Originally CCEA approved 100 projects in the country with allocation of ₹750 crore. However, in the meantime, allocation has been revised to ₹562.50 crore for sanctioning about 75 projects. The Grant-in-Aid is credit linked but not back ended. Till date 55 projects have been approved involving Grant-in-Aid of ₹456.257 crore. The State-wise/UT details of the projects approved under scheme are at **Annexure-VI**.

4.7.7 ACHIEVEMENTS UNDER THE SCHEME FROM 01st JANUARY, 2020 TO 31 DECEMBER, 2020:

- (i) Ministry invited Expressions of Interest (EoIs) on 01.05.2020, 09.07.2020 and

04.12.2020 (in FY 2020-21) from the potential investors for setting up of agro processing clusters in the country. 26 proposals have been accorded approval in after carrying out detailed appraisal of the proposals in the TC meeting and IMAC meetings.

- (ii) During the period 01st January, 2020 to 31st December, 2020, 11 Technical Committee (TC) meetings held for scrutinizing / appraising the DPRs/ documents of proposals received under the scheme.
- (iii) During the period 01 January, 2020-31 December, 2020, 5 Inter-Ministerial Approval Committee (IMAC) meetings held under the Chairpersonship of Hon'ble Minister, FPI to consider recommendation of Technical Committee on proposals received against Eols.

4.7.8 PROJECTIONS FOR JANUARY-MARCH, 2021:

Projects to be sanctioned: 8

Grant-in-Aid to be sanctioned: ₹60.49 Cr.

4.8 SCHEME FOR CREATION OF BACKWARD AND FORWARD LINKAGES:

4.8.1 OBJECTIVES:

- (i) To create an effective backward & forward linkage for perishable agri-horti produce through setting up of primary processing centers / collection centers at farm gate, distribution hub and retail outlets at the front end.

- (ii) To provide preservation facilities for enhancing shelf life of perishable agricultural produce resulting in better remunerative prices to farmers.

4.8.2 SALIENT FEATURES OF THE SCHEME:

The scheme is applicable to both perishable horticulture and non- horticulture produce such as: fruits, vegetables, dairy products and fisheries etc.

4.8.3 COMPONENTS OF THE SCHEME:

- (i) Minimum Processing Facilities for perishable agri-horti produce at the farm level which may include facilities for weighing, cleaning, sorting, grading, packing, pre-cooling, Controlled Atmosphere (CA) / Modified Atmosphere (MA), Cold Storage, Dry Warehouses and IQF.
- (ii) Distribution hub and retail outlets for perishable agri-horti produce.
- (iii) Mobile Pre-cooling trucks and reefer trucks which may be suitable for transportation for perishable agri-horti produces.

The facilities mentioned above are illustrative only. The exact nature of infrastructure will be decided on the basis of surplus agriculture / horticulture produce in the catchment area of the project.

4.8.4 IMPLEMENTING AGENCIES:

All implementing agencies/organizations such as Govt. / PSUs / Joint Ventures / NGOs/ Cooperatives / SHGs / FPOs / Private Sector/ individuals etc. will be eligible for financial

assistance under the scheme.

4.8.5 PATTERN OF ASSISTANCE:

The maximum admissible grant for each project would be 35% of eligible project cost in general areas and 50% of eligible project cost North East States and difficult areas subject to max. of ₹5.00 crore.

4.8.6 NO. OF PROJECTS:

Under this scheme, a total of 61 projects have been sanctioned (as on 31.12.2020). There was an allocation of ₹187.5 crore for the scheme to assist appropriate nos. of projects. The State-wise details of the projects approved under scheme are at **Annexure-VII**.

4.9 SCHEME FOR FOOD SAFETY AND QUALITY ASSURANCE INFRASTRUCTURE:

4.9.1 Improving quality of food products has become as important as expanding processing capacities, increasing level of processing and overall production of food products. Growth of middle class, globalization etc. has brought about increasing awareness about quality and safety aspects which have become non-negotiable. Today, consumers are demanding quality foods which is wholesome, hygienic, healthy and food articles which are free from harmful residues. Food products are expected to meet the stringent regulatory specifications to promote exports as well as to restrict low quality food product from entering domestic market. To ensure that food is wholesome, hygienic and healthy, there is a need to have infrastructure for testing of food products, enforce Good Hygiene Practices(GHP)and Good

Manufacturing Practices(GMP) at the production level as well as in the entire supply chain of logistics, storage, packaging processes and marketing channel till food products reaches the table of consumers.

4.9.2 QUALITY ASSURANCE SCHEME:

The Ministry is implementing a Scheme for Quality Assurance with the following components.

(i) Setting up/Up-gradation of Quality Control/Food Testing Laboratories.

With the growth of the market for and production of food products, there is a need for availability of facilities to (a) test domestic production in order to ensure that it complies with domestic standards as well as international standards for exports; and (b) test all imports coming into the country to ensure that they are of the requisite standard and such products are not allowed to come in from foreign markets. The level of contaminants, additives, and pesticide residues in food items are required to be monitored regularly. Therefore, a network of laboratories assumes importance for carrying out various tests required to support the food safety regulatory activities and help the food processing industry in regard to quality control measures, technical guidance, awareness creation, etc. In order to address the needs of the industry, the Ministry has been implementing a scheme for setting up/up-gradation of quality control/food testing laboratories with the following objectives:

- (a) Analysing the samples received from processing industries and other stakeholders;

- (b) Reducing the time taken for analysis of samples by reducing transportation time of samples;
- (c) Ensuring compliance with international and domestic standards on food in case of exports as well as imports;
- (d) Establishing a surveillance system for monitoring the quality and composition of food.
- Proposals approved during the 12th Plan period (i.e. up to 31.12.2019) were being dealt with by the Indian Council of Agricultural Research (ICAR) as per the earlier agreement for implementation of the scheme. It has since been decided to implement the Scheme directly by the Ministry.

TABLE 4.6
LABORATORIES ASSISTED FROM 2007-08 TO 2020-21

S. No.	Year	No. of New Projects Assisted	Grant-in-Aid Released* (₹ in lakh)
1	2007-08	02	993.73
2	2008-09	01	208.18
3	2009-10	08	980.03
4	2010-11	11	1232.69
5	2011-12	07	1738.53
6	2012-13	08	859.44
7	2013-14	14	2472.55
8	2014-15	12	2304.67
9	2015-16	10	1758.82
10	2016-17	18	1961.87
11	2017-18	10	2116.26
12	2018-19	08	1598.58
13	2019-20	17	2482.29
14	2020-21 (as on 31 st December, 2020)	07	2381.19

*Includes 2nd and 3rd installment of grant for ongoing cases.

The detail of proposals assisted during 2020-21 (up to 31st December, 2020) is given at **Annexure-VIII**. The details of Food Testing

Laboratories assisted by MoFPI (completed projects till 31st December, 2020) and their NABL/FSSAI Notification status is given at **Annexure-IX**.

4.10 SCHEME FOR HUMAN RESOURCE AND INSTITUTIONS:

4.10.1 RESEARCH AND DEVELOPMENT:

The Ministry of Food processing Industries has been implementing:

(a) Scheme of Research & Development in the processed food sector to address the following areas of concern:

- (i) Reduction of wastage and spoilage of food and food products.
- (ii) Development of technologies and methods for preservation of food products.
- (iii) Identification of new eco-friendly and better packaging material and development and standardization of packaging technologies for food products.
- (iv) Fortification of staple food items to improve nutritional quality.
- (v) Change and diversification in food habits, preferences and improvement in consumer perception towards food safety leading to demand for varieties of convenient food with the required quality and standards.
- (vi) Globalization of trade in processed food sector.
- (vii) R&D for standardization of the process of preparation, handling, packaging, storage, transport and distribution of the rich variety of ethnic and traditional food products of the country with greater emphasis towards food safety.

(b) Deliverables/ Outcome of the R&D Scheme:

- (i) The scheme of R&D aims at enabling the scientific community to undertake work on the problems faced by the food processing industry with a view to evolve technological solutions and new products and processes. The focus is on applied nature of the outward and scope for commercialization of the research outcomes in conjunction with industry. The R&D scheme is intended to create a shelf of technologies and innovative products and processes for commercialization by the food processing industry. New products will enter the market and raise the safety and nutritional status of food items.
 - (ii) Benefit all stakeholders including domestic industry, consumers, exporters, entrepreneurs, micro, small and medium enterprises, academic and research institutions, food testing laboratories, food standards setting bodies, regulators and government.
- (c) Promotion of R&D: Participation of States and Dissemination of Research Findings:**
- (i) Chief Secretaries of all States have been requested to widely circulate/ popularize the research findings among the various stakeholders. They have also been requested to consider directing all the State Agricultural Universities / other research institutions in their State to take up R&D projects which are farmer and small units oriented, which encourage food security

and which would help in resolving food processing issues being faced by particular areas in their States. Similarly, Vice Chancellors of all Agriculture Universities/ Institutions have been requested to direct all concerned to take up R&D projects which are farmer/micro-enterprises oriented, to promote food security besides resolving food processing issues impacting our country.

- (ii) Lists giving the details of completed and ongoing projects assisted by MoFPI have been uploaded in the website of the Ministry.

Some research findings of ICAR and DFRL have also been uploaded in the Website of the

Ministry. List of on-going/ completed and outcome of some R&D projects has been shared with the industry associations with the request to publicize these during the various conferences, seminars etc. being organized by them on behalf of MoFPI.

(d) Implementation of R&D Scheme:

During 12th Plan Period, the scheme was implemented through Science and Engineering Research Board (SERB) of Department of Science and Technology. From 1st April, 2017 onwards, the scheme is being implemented directly by the Ministry of Food Processing Industries. The guidelines in this regard were issued on 10.08.2017 and revised on 30.01.2019.

The details of R&D Projects assisted during 12th Plan onwards are as under:-

**TABLE 4.7
R&D PROJECTS ASSISTED DURING 12TH PLAN ONWARDS**

Year	New projects approved	Assistance released (#) (₹ in lakh)
2012-13	38	1031.35
2013-14	38	1096.84
2014-15	21	638.66
2015-16	23	613.37
2016-17	-- *	333.87
2017-18	-- *	167.00
2018-19	35	808.38
2019-20	11	489.00
2020-21 (till 31 st December, 2019)	13	310.16

The assistance released indicated includes 2nd and 3rd installments of grant for ongoing projects.

* As Ministry had decided to administer R&D Scheme directly w.e.f. 01st April, 2017, no new projects were approved during financial years 2016-17 & 2017-18 in order to complete on-going projects.

Achievements of R&D scheme during the period from 01st January, 2020 to 31st December, 2020 are at **Annexure- X**

4.10.2 PROMOTIONAL ACTIVITIES AND PUBLICITY:

4.10.2.1 PROMOTIONAL INITIATIVES:

In order to create awareness about the potential and prospect of food processing industry in the country, this Ministry provides assistance for:

- (i) Organizing Workshops, Seminars, Exhibitions and Fairs;
- (ii) Commissioning of Studies/Surveys etc.
- (iii) Participation in national/international fairs/exhibitions, etc.

4.10.2.2 PROMOTIONAL ACTIVITIES AND PUBLICITY:

- (a) Ministry of Food Processing Industries (MoFPI) has been implementing the Scheme of Promotional Activities, Advertisement, Publicity, Studies and Surveys over the years with the objective to organize, co-sponsor, participate in all India level seminars, workshops, fairs and exhibitions relating to food processing with a view to encourage investment in food processing sector and to create awareness on plan, policy and programmes of the Ministry for promotion and development of food processing sector. Creating awareness about schemes and activities of the Ministry through print/ audiovisual media, i.e. through advertisements and publicity materials, is also envisaged as one of the important objectives of the above Scheme.

- (b) During the financial year 2020-2021, MoFPI has broadly undertaken the following promotional activities:

- (i) Extended financial support to National Institute of Food Technology Entrepreneurship & Management (NIFTEM), Kundli, Haryana; and Indian Institute of Food Processing Technology (IIFPT), Thanjavur, Tamil Nadu for organizing seminar/ workshop/ conference and participating in several National exhibitions held in India.
- (ii) Provided financial support, either under non-sponsorship category or sponsorship/co-sponsorship basis for organizing Seminar/ workshop /conference / Conclave and Fairs/ Exhibitions on food processing and schemes of MoFPI, to several organizations such as Confederation of Indian Industry (CII), Federation of Indian Chambers of Commerce and Industry (FICCI), Associated Chambers of Commerce and Industry of India (ASSOCHAM), PHD Chamber of Commerce and Industry (PHDCCI), All India Food Processors' Association (AIFPA), Indian Chamber of Commerce (ICC), Dalit Indian Chamber of Commerce and Industry (DICCI), Federation of Industry & Commerce of North Eastern Region (FINER), Autonomous bodies, Public Sector Undertakings, etc.
- (iii) The list showing details of financial support extended/released by MoFPI from 01st January, 2020 to 31st December, 2020 is at **Annexure-XI(A)**.

- (iv) Published advertisements on regular basis to create awareness about the schemes and the programmes of the Ministry for the benefit of stakeholders in the food processing sector. The various schemes/programmes implemented and the new projects taken up by the Ministry were widely publicized through these advertisements. Publicity materials in the form of folders/brochures containing basic information of the schemes implemented by the Ministry were also distributed to the public in various functions/fairs/exhibitions including the international fairs/exhibitions participated by the Ministry.
- (v) Through Ministry's Social Media platform, the stakeholders in the food processing sector were sensitized and informed about the potential opportunities available in the sector and the benefits that can be drawn from the schemes of MoFPI vis-à-vis initiatives undertaken by the Ministry. There was significant response from stakeholders in youtube, facebook, twitter, whatsapp.
- (vi) The budget allocated during 2020-21 for undertaking promotional activities is ₹64.24 cr. (BE-2020-21) ₹13.25 cr. (RE-2020-21) against which expenditure incurred is ₹6.12 cr. for events supported during 2020-21 {01.04.2020 – 31.12.2020}.
- (vii) During the period 01.04.2020 to 31.12.2020, Ministry has also extended in-principle approval for 4 events, with financial implication of Rs.41.60 lakhs. The list is at **Annexure-XI(B)**.

4.10.2.3 The Ministry is making concerted efforts to increase utilization of the allocation for North-East. A number of awareness events like seminars/workshops are organized every year in the North East region. A list of events assisted by the Ministry during 01st January, 2020 to 31st December, 2020 is at **Annexure-XI(C)**.

4.10.3 SKILL DEVELOPMENT:

4.10.3.1 The objective of the Scheme for Human Resources and Institutions - Skill Development (SHRISD) are as follows:

- (i) To provide sector specific skilled workforce from floor level workers, operators, packaging and assembly line workers to quality control supervisor etc. and to meet the skilled Human Resources requirement in food processing sector.
- (ii) To contribute towards achieving the projected skilled human resources requirement as envisaged by National Skill Development Corporation (NSDC) in food processing sector i.e. 17.8 million persons by the year 2022. (<http://www.ficsi.in/pdf/skill-gap-study-report-ficsi-nsdc.pdf>).

4.10.3.2 Pattern of financial assistance:

- (i) Assistance is provided for the development of course curriculum for training modules and its translation in English, Hindi and regional languages based on the Qualification Packs (QPs) validated by the NSDC as National Occupational Standards for different job roles in various sectors of food processing industries. Grant-in-Aid is

provided to the eligible Institutions/organizations up to a maximum of ₹5.00 lakhs per QP for development of training module both in print Multi-media for each job role. Up to a maximum of ₹0.50 lakh per QP is available for the translation of already developed training modules in recognized regional languages as per 8th schedule both in print and Multi-media for each job role.

- (ii) Assistance is also provided for creation of infrastructure facilities for establishment of skill training centers/expansion of existing skill training centers to impart skill/training on various job roles in food processing. Grant-in-Aid is provided at the rate of 50% of cost of plant & machinery required for NSDA/NSDC validated training module subject to a maximum of ₹15 lakhs per training module limited to a maximum of 5 training modules per Training Center. The Grant-in-Aid is released by the Ministry to eligible institutions/organizations in two equal installments i.e. 50% advance and remaining 50% after the plant machinery has been purchased and installed by the Institute/organization.

4.10.3.3 Revision of Scheme Guidelines:

- (i) The Scheme Guidelines were first revised on 05 October, 2018 to make the Scheme more attractive and streamlined to the investors. The maximum numbers of Training modules

allowed for a single Training Centre were increased from 2 to 5 and the pattern of assistance was also revised in this revision of Guidelines, among other things.

- (ii) The Scheme Guidelines were revised again on 11 March, 2019 to include the Mega Food Parks developed with assistance of MoFPI in the list of institutions eligible to apply for assistance under the scheme for Human Resources and Institution-Skill Development (SHRISD).

4.10.3.4 Number of proposals received and recommended:

28 proposals, out of the 103 proposals received for assistance under the Scheme for Human Resources and Institution – Skill Development (SHRISD) were approved.

During the year 2020-21 (from 1st April to 31st Dec. 2020), 56 proposals were received for assistance under the scheme and 5 proposals for the establishment of Training Centres were approved with a total Grant-in-Aid of ₹2.09 crore. The status of implementation of the projects approved under the scheme is given in **Annexure-XIII**

4.10.3.5 Financial Progress:

The details of Grant-in-Aid disbursed during 2017-18 to 2020-21 (up to 31.12.2020) under the scheme are as under:-

(₹ in Crore)			
Year	BE	RE	Actual Expenditure
2018-19	6.75	4.55	1.89

Year	BE	RE	Expenditure
2019-20	13.31	2.65	1.77
2020-21 (upto 31.12.2020)	11.90	3.60	2.30
TOTAL	31.96	10.80	5.96

4.11 OPERATION GREENS:

In pursuance to budget announcement for the year 2018-19, MoFPI launched a new central sector scheme "Operation Greens – A scheme for integrated development of Tomato, Onion and Potato" with a budgetary allocation of `500 crore. Operational Guidelines for the scheme were uploaded on the website of the Ministry on 05.11.2018. Advertisement regarding Invitation of proposal under the scheme was issued in Newspaper on 10.11.2018.

4.11.1 OBJECTIVES OF THE SCHEME:

Major objectives of "Operation Greens" are given below:

- Enhancing value realization of Tomato, Onion and Potato (TOP) farmers by targeted interventions to strengthen TOP production clusters and their FPOs, and linking/connecting them with the market.
- Price stabilization for producers and consumers by proper production planning in the TOP clusters and introduction of dual use varieties through convergence with the scheme implemented by Mission for Integrated Development of Horticulture (MIDH) and State Governments.
- Reduction in post-harvest losses by creation of farm gate infrastructure, development of

suitable agri-logistics, and creation of appropriate storage capacity linking consumption centres.

- Increase in food processing capacities and value addition in TOP value chain by creating firm linkages with production clusters.
- Setting up of a market intelligence network to collect and collate real time data on demand and supply and price on regional and seasonal basis to moderate and check localized gluts of TOP crops.

4.11.2 STRATEGIES:

The scheme has two-pronged strategies:

(a) Short term: Price Stabilization Measures

During the glut situation, as determined by the following:-

- when the prices fall below preceding 3-years' average market price at the time of harvest.
- when the prices fall more than 50% compared to last year market price at the time of harvest;
- when the prices fall less than the benchmark, if any fixed by the State/Central Government for a specified period, evacuation of surplus production from the producing area to the consumption centres

will be undertaken. NAFED has been appointed as Nodal Agency for short-term price stabilization measures.

(b) Long term: Integrated Value Chain Development Projects

Pilot projects will be implemented in identified clusters for each TOP crops in major producing States for development of integrated value chain (Annexure-I of the scheme Guideline available at MoFPI website). Farmers in the production clusters will be organized into FPOs to manage production, post-harvest activities, value addition and marketing of the TOP produce. The capacity of the existing FPOs will also be enhanced through appropriate training and professional management support.

4.11.3 PATTERN OF FINANCIAL ASSISTANCE:

- For Price Stabilization Measures 50% of cost of transportation and 50% of cost of hiring appropriate storage facilities will be provided as subsidy at the time of harvest.
- For Integrated value chain development projects The projects will be eligible for grant-in-aid at the rate of 50% of the eligible project cost in all areas, subject to maximum ₹50 crores per project. However, in case where PIA is/are FPO(s)/SC/ST, the Grant-in-Aid will be at the rate of 70% of the eligible project cost in all areas, subject to maximum ₹50 crores per project.

4.11.4 IMPLEMENTING AGENCY:

(i) Short Term: Price Stabilization Measures

NAFED is the Nodal Agency (NA) for implementing short-term measures for price stabilization of TOP crops. It will empanel eligible entities engaged in transportation/ warehousing/ marketing of TOP crops, based on transparent criteria.

(ii) Long Term: For Integrated value chain development projects - Project Implementing Agencies, (PIA)

State Agriculture and other Marketing Federations, Farmer Producer Organizations (FPO), Cooperatives, Self-help groups, Companies, food processors, logistic operators, service providers, supply chain operators, retail and wholesale chains and central and state governments and their entities/organizations are eligible to participate in the programme and to avail financial assistance. Any organization or group of organizations or individual undertaking any activity with financial assistance under the programme will be called the Project Implementing Agency (PIA).

4.11.5 NO. OF PROJECTS:

Out of 40 proposals received till 31.12.2020, Ministry has approved 5 proposals for setting up of integrated value chain development projects for TOP crops in the State of Andhra Pradesh (1), Gujarat (3) and Maharashtra (1) which are under implementations. The details of these 5 projects are provided at **Annexure XII**.



CHAPTER-5

PM FORMALIZATION OF MICRO FOOD PROCESSING ENTERPRISES (PMFME) SCHEME



CHAPTER - 5 PM FORMALIZATION OF MICRO FOOD PROCESSING ENTERPRISES (PMFME) SCHEME

5.1 INTRODUCTION:

As part of *Aatm Nirbhar Bharat Abhiyan*, Ministry of Food Processing Industries (MoFPI) has launched an all India centrally sponsored scheme called "PM Formalisation of Micro food processing Enterprises (PMFME) Scheme" for providing financial, technical and business support for upgradation of existing micro food processing enterprises. The scheme was approved by the Union Cabinet on 20 May, 2020 and Guidelines for the scheme was issued on 19 June, 2020. It is to be implemented for a period of five years from 2020-21 to 2024-25 with an outlay of ₹10,000 cr. Two lakh micro food processing units will be directly assisted with credit linked subsidy.

5.2 OBJECTIVES:

Taking cognizance of the contribution of the unorganized micro food processing enterprises and the challenges that impede their performance, MoFPI is implementing the scheme through a package of support and services. The objectives of the scheme are as under:

- (i) Increased access to credit by existing Micro Food Processing entrepreneurs, FPOs, Self Help Groups and Co-operatives;
- (ii) Integration with organized supply chain by strengthening branding & marketing;
- (iii) Support for transition of existing 2,00,000 enterprises into formal framework;

- (iv) Increased access to common services like common processing facility, laboratories, storage, packaging, marketing and incubation services;
- (v) Strengthening of institutions, research and training in the food processing sector; and
- (vi) Increased access for the enterprises, to professional and technical support

5.3 THE SCHEME AIMS TO:

- (i) Enhance the competitiveness of existing individual micro-enterprises in the unorganized segment of the food processing industry and promote formalization of the sector; and
- (ii) Support Farmer Producer Organizations (FPOs), Self Help Groups (SHGs) and Producers Cooperatives along their entire value chain.

5.4 ONE DISTRICT ONE PRODUCT STRATEGY:

The Scheme adopts One District One Product (ODOP) approach to reap the benefit of scale in terms of procurement of inputs, availing common services and marketing of products. ODOP for the scheme will provide the framework for value chain development and alignment of support infrastructure. There may be more than one cluster of ODOP product in one district.

The scheme also envisages strengthening



backward and forward linkages, provision of common facilities, incubation centres, training, R&D, marketing & branding, provision of which would primarily be for ODOP products.

5.5 PROVISIONS UNDER THE SCHEME:

(i) Support to Individual Micro Enterprises:

- (a) Credit-linked capital subsidy @35% of the eligible project cost, maximum ceiling ₹10 lakhs per unit
- (b) Beneficiary contribution - minimum of 10% of the project cost, balance loan from Bank.

(ii) Support to FPOs / SHGs / Producer Cooperatives:

- (a) Credit linked Grant @35% to support clusters and groups such as **FPOs / SHGs / Producer Cooperatives** along their entire value chain for sorting, grading, storage, common processing, packaging, marketing, testing etc.

(iii) Support to SHGs:

- (a) Seed capital @ ₹40,000/- per member of SHG for working capital and purchase of small tools
- (b) Seed capital to be given as grant to the SHG Federation by SNA/SRLM for loan to the members of SHGs

- (iv) **Support to individual SHG member** as a single unit of food processing industry with credit linked grant @35% of the project cost, maximum ceiling ₹10 lakh. **Support for capital investment** at Federation of SHG level with credit linked

grant@35%.

- (v) **Support for Common Infrastructure:** Credit linked grant @ 35% to support FPOs, SHGs, Cooperatives, any Government agency or private enterprises for Common infrastructure. The common infrastructure will also be available for other units and public to utilize on hiring basis for substantial part of the capacity. Common infrastructure to be funded under the scheme include:

- (a) Premises for assaying of agriculture produce, sorting, grading, warehouse and cold storage at the farm-gate;
- (b) Common processing facility for processing of ODOP produce;
- (c) Incubation Centre should involve one or more product lines for utilisation by smaller units on a hire basis for processing of their produce. The Incubation Centre may partly be used for training purpose. However, it should be run on commercial basis.

- (vi) **Branding and Marketing Support:** Grant upto 50% for Branding and Marketing support to groups of FPOs/SHGs/ Cooperatives or an SPV of micro food processing enterprises. It is to be provided for ODOP product at the State or regional level.

- (vii) **Capacity Building:** The PMFME Scheme under Capacity Building component envisages to provide training for Entrepreneurship Development Skilling

(EDP+): program modified to meet the requirement of food processing industry and Product Specific Skilling for the following categories of persons:

- (i) Individual micro-food processing enterprises with credit linked grant under the Scheme.
- (ii) Individual existing micro-food processing enterprises that are not taking loan under the Scheme
- (iii) Workers of micro-food processing enterprises and groups, such as, SHGs/ FPOs/Cooperatives.
- (iv) Members of SHGs/FPOs/Cooperatives that are engaged in food processing activities
- (v) Government officials and other resources person engaged in implementation of PMFME Scheme - Training of Orientation of the Scheme

5.6 PROGRESS IN IMPLEMENTATION:

- (i) **Setting up the Institutional Architecture** – A National Project Management Unit (NPMU) has been established with 12 Officials working as on date. All States/UTs have appointed Nodal Agency for implementing the Scheme. State Level Approval Committee in 28 States/UTs & District Level Committees in 26 States/UTs have been constituted. 34 States/UTs have nominated State Level Technical Institutions (SLTI).

- (ii) **Groundwork for the scheme** – 35 States/ UTs have recommended ODOPs for 129 unique products in 703 districts. Out of

these One District One Product of 554 districts in 24 States/UTs have been approved by the Ministry. Guidelines on Capacity Building Component, Establishment of Common Incubation Facility, Implementation of Seed Capital Component have been issued.

- (iii) **Capacity Building** – NIFTEM & IIFPT have prepared training modules and uploaded on their websites. This includes 25 DPRs, 99 tutorial of audio & video and reading material for various food products. Regular training of Master Trainers/Trainers/ District Level Trainers are being held.

- (iv) **MIS** – System Requirement Specification documents have been finalized for application submission, filing and approval of the same by the District Level Committees as well as banks. Coding work has also been completed and testing is in progress. Cloud space has been allocated & configured. Application and website have been loaded on it for testing & verification.

- (v) For authentication of the applicants, Notification under Section 7 of Aadhaar Act, 2016 has been published in the Gazette of India and NIC has been appointed as Aadhaar Authentication Agency. Other preparatory work have also been done. Sub-Domain pmfme.mofpi.gov.in is registered. Load balancer has been allocated & public IP is being obtained.

- (vi) **Budgeting** - For preparatory works relating to hiring of State Project Management Unit

(SPMUs), undertaking studies, promotional activities & other activities permissible under the Scheme Guidelines, ₹103.83 crore have been released to 35 States/UTs & the apex institutions NIFTEM/IIFPT. As a part of the budgeting exercise, 23 States/UTs have shared their Project Implementation Plan (PIP) with MoFPI. Union Bank of India has been selected as Nodal Bank and an agreement has been signed. It would act as fund transfer agency to the lending banks.

(vii) **Convergence** – Joint Letters and MoUs for convergence with Ministry of Rural Development, Ministry of Tribal Affairs and ICAR, NCDC, TRIFED, NSFDC & NAFED have been signed respectively.

(viii) **Seed Capital Disbursement** – This is being carried out in partnership with NRLM. NRLM has completed their module for MIS data entry of SHG members for filing seed capital. The NRLM MIS portal is live for application purpose. Data collection at field level has been started.

5.7 PROJECTIONS OR ESTIMATES FOR THE PERIOD JAN - MARCH, 2021:

(i) **MIS portal** - Application Module for Individual Beneficiaries would be initiated by end January 2021. Also acceptance of offline Group Applications would begin in January 2021.

(ii) **Capacity Building** - Proposals for Incubation Centres are being approved and work for establishment of Incubation Centres would be initiated. Development of Learning

Management System under Capacity Building and Training Component would be initiated. It is planned that training to Beneficiaries would begin from February 2021 and to District Level Trainers would be completed by March 2021.

(iii) **Project Implementation Plan (PIP)** for all the States/UTs would be approved by the Ministry.

(iv) **Convergence** activities with Ministry of Rural Development, Ministry of Tribal Affairs, NAFED, ICAR, TRIFED, NSFDC, NCDC and NRLM have been initiated. Convergence would be worked out with NULM. NIRD is being associated for providing training to SHGs and FPOs.

(v) **Promotional Activities** (Radio Jingles/ Logos/Tagline etc.) would be launched by February 2021.

(vi) **Finalization of ODOP** for all the States/UTs.

(vii) **Disbursement of Seed Capital** to the SHG Beneficiaries would be initiated by February, 2021.



CHAPTER-6

INITIATIVES UNDER AATM NIRBHAR BHARAT ABHIYAN



CHAPTER - 6 INITIATIVES UNDER AATM NIRBHAR BHARAT ABHIYAN

6.1 OPERATION GREENS: TOP TO TOTAL:

In pursuance to Hon'ble Finance Minister's announcement as a part of Aatm Nirbhar Bharat Abhiyan, MoFPI has extended the short term price stabilization measures of Operation Greens from "TOP to TOTAL" for providing 50% subsidy for transportation and storage from surplus production area to consumption centres, which was approved on 10.06.2020. The objective of interventions is to protect the growers of fruits and vegetables from making distress sale and reduce the post-harvest losses. The following steps have been taken under the scheme:

- (i) Scheme guidelines were notified and uploaded in the Ministry's website on 11.06.2020 further amended on 24.07.2020, 12.10.2020, 02.11.2020, 17.12.2020 & 22.12.2020, which includes 41 nos. of fruits and vegetables from 2,252 no. of identified clusters based on the input received from Ministry of Agriculture and concerned State Govt. Based on the recommendations of SFC held on 08.12.2020, the timeline of scheme has been further extended upto 31.03.2021.
- (ii) The list of eligible crops, surplus production clusters & trigger price is available on Ministry's website.
- (iii) The Ministry has developed an online portal for settlement of claims under the scheme. Applicants have to register on the portal

before carrying out transportation/ storage of fruits and vegetables. Around 3,375 applicants have registered from 30 States/UT on the portal till 12th Jan 2021.

- (iv) Transportation subsidy under the scheme was extended to Kisan Rail Scheme w.e.f. 12.10.2020. Indian Railway is providing the transport subsidy directly to applicants by way of charging 50% of their freight charges from them for transportation of any quantity of notified F&V through Kisan Rail Scheme and will adjust remaining 50% of freight from deposit made by MoFPI with them. Total amount of ₹10 crore was sanctioned so far to Indian Railway (South Central Railway) on 23.10.2020 as advance towards freight subsidy to be provided. Recently, Ministry allowed transport subsidy on any F&V through any rail service provided by Indian Railways.
- (v) Scheme guidelines amended to provide the transportation subsidy to all the notified F&V being transported by air from the NER and Himalayan Region States. Airlines would charge 50% freight for all the fruits and vegetables booked from these airports on the same lines as Kisan Rail.
- (vi) Scheme Guidelines further amended to provide 50% subsidy to eligible entities through NAFED for transportation and/or storage of apple from Jammu and Kashmir.

Total Amount of Rs. 10 Cr was sanctioned so far as advance to NAFED for this.

- (vii) Total 53 online subsidy claims have been received for Onion, Carrot, and banana. Out of these, 12 claims have been sanctioned for ₹94.14 Lakh for transportation of 5,268 MT of Onion and 545 MT of Banana and storage of 1,225 MT of Carrot as on 31.12.2020

6.2 PRODUCTION - LINKED INCENTIVE SCHEME FOR FOOD PROCESSING INDUSTRY:

Under Aatm Nirbhar Bharat Abhiyaan, the Union Cabinet on 11.11.2020 approved introduction of Production Linked Incentive Scheme in 10 sectors specific product lines including food

processing sector. Production-linked Incentive Scheme for Food Processing Industry will be implemented over a period of six years from 2021-22 to 2026-27 with an outlay of Rs 10,900 crore.

The aim of the scheme is to support creation of global food manufacturing champions, increase employment opportunities for off-farm jobs, ensuring remunerative prices of farm produce and higher income to farmers. The scheme has two major components. The first component relates to incentivising investment and accelerating manufacturing of food products in selected segments. The second component relates to support for branding and marketing abroad to incentivise emergence of strong Indian brands.



CHAPTER-7

AUTONOMOUS INSTITUTIONS



CHAPTER - 7 AUTONOMOUS INSTITUTIONS

7.1 NATIONAL INSTITUTE OF FOOD TECHNOLOGY ENTREPRENEURSHIP AND MANAGEMENT (NIFTEM):

- (i) NIFTEM was established as a Centre of Excellence in the field of Food Science and Technology by the Ministry of Food Processing Industries, Government of India in 2012. NIFTEM is a Deemed to be University (De Novo category) under Section 3 of UGC Act 1956.
- (ii) NIFTEM is the only institution in the country with a University Status exclusively in the area of Food Processing
- (iii) The mandate of NIFTEM is to offer high quality education, research and management programmes specific to the food industry, disseminate knowledge to the food sector, provide referral advice on food standards and provide business incubation facilities.

7.1.1 NIFTEM BILL:

The Union Cabinet approved the National Institutes of Food Technology, Entrepreneurship and Management (NIFTEM) Bill, 2019 under which the two existing institutes under administrative control of Ministry of Food Processing Industries (MoFPI), namely National Institute of Food Technology Entrepreneurship and Management (NIFTEM) at Kundli, Haryana and Indian Institute of Food Processing Technology (IIFPT) at Thanjavur,

Tamil Nadu, would be declared as Institutions of National Importance (INI). The NIFTEM Bill, 2019 was introduced in the Rajya Sabha on 13th February, 2019. The Parliamentary Standing Committee on Agriculture (PSC-A) has deliberated on the Bill in its meetings held on 13th March, 2019 and 19th November, 2019. The Report of the Committee was laid on the Table of Rajya Sabha on 03rd December, 2019. The recommendations of the Committee about amendments in the Bill w.r.t. composition of Board of Governors and fee structure, etc. have been accepted by the Ministry and are being implemented. Accordingly, the amendments to be made in the Bill were proposed to the Union Cabinet and same was approved in its meeting held on 26th February, 2020. Hon'ble Minister, FPI vide DO letter dated 05th March, 2020 to Secretary General, Rajya Sabha has sent the notice of intention to move motion for consideration and passing of NIFTEM Bill, 2019 along with proposed amendments as recommended by PSC-A. However, the same could not be passed in Budget session of Parliament 2020 due to early cessation of session owing to CoVID-19 outbreak. Consequently, in order to consider the Bill in Monsoon session 2020 of Parliament Hon'ble Minister, FPI has again sent the notice for amendment to Secretary General, Rajya Sabha on 31st August, 2020 but the same could not be considered as the session was adjourned sine die on 23.09.2020. Now, Hon'ble Minister, FPI has once more sent the notice of motion for consideration and passing of the Bill in Budget Session of



Parliament, 2021 vide DO dated 31.01.2021.

7.1.2 INFRASTRUCTURE:

NIFTEM is located in the industrial area at Kundli, Sonapat District, Haryana State. The campus is platinum rated lush green fully residential of 100 acres area with world class facilities.

NIFTEM has academic block with eight 100-seater and nine 25-seater centrally air conditioned classrooms with ICT facilities, 3 seminar halls and an auditorium with seating capacity of 700.

NIFTEM has 15 well equipped laboratories, Central Instrumentation Laboratory, NABL Accredited (Chemical & Biological disciplines as per ISO/IEC 17025: 2017) Food Testing Laboratory, NIFTEM Knowledge Centre (NKC), Internal Quality Assurance Cell, Automated Examination System, excellent IT facilities, Corporate Resource Division (CRD), Contract Research Organization (CRO), Consultancy Division, Skill Development Division, Centre for Entrepreneurship Development (CED), Technology Innovation and Business Incubation Facility, 5 pilot scale food processing plants (Fruits and Vegetables processing, Meat and Poultry processing, Milk and Dairy products, and Ready-to-eat (RTE) and Traditional food), and Centre of Excellence on Cold Chain Technology and Management.

There are 4 hostels (3 for boys and one for girls) for accommodating 950 students, 68 residences for faculty and staff, 24 studio apartments, and 42 rooms in porta cabins. The campus has a modern Gym and sports facilities (2 courts each of basketball, badminton, volley ball and

lawn tennis), a bank, a post office, a shopping complex, a dispensary with 24 h ambulance facility. The campus has 24 h power backup and 1 MW rooftop solar electric power generation plant.

In the 2nd phase of construction, an Animal House, AES Laboratory, Multipurpose Seminar-cum-Museum Hall, UG & PG Hostel, Foreign National Hostel, Student Welfare Centre, Staff Welfare Centre, Indoor and Outdoor Stadiums and Residential block Type-III and IV are getting established in the campus.

7.1.3 ACADEMIC PROGRAMMES AND SALIENT FEATURES:

NIFTEM offers B.Tech., M.Tech., MBA and Ph.D. programmes in the emerging areas of Food Technology and Management. The B.Tech. and M.Tech. programmes were initiated in the academic year 2012-13. Ph.D. programmes were started in 2013-14, and MBA programme was started in 2017-18. B. Tech., M. Tech. and MBA programmes have been approved by AICTE since inception to till date. NIFTEM has applied for NAAC for accreditation in Sept., 2020.

NIFTEM has been awarded the 121st rank in the ranking of Engineering Institutions in India under NIRF of MHRD.

NIFTEM offers merit scholarship, merit-cum-means scholarship, corporate scholarship and tuition fee waiver to SC, ST and Divyang students. Full tuition fee waiver is extended to 5% of total intake of B.Tech. and MBA students with parents' annual income below Rs. 8.00 Lakh.

TABLE 7.1
ACADEMIC PROGRAMMES OF NIFTEM

Programmes	Admission through	Total intake
B. Tech. in Food Technology Management	JEE (main)	180
M. Tech. in Food Technology and Management (under the Dept. of FST)	GATE and Common Entrance Exam for Non-GATE candidates	18
M. Tech. in Food Process Engineering and Management (under the Dept. of FE)		18
M. Tech. in Food Plant Operation Management (under the Dept. of FBMED)		18
M. Tech. in Food Safety and Quality Management (under the Dept. of BAS)		18
M. Tech. in Food Supply Chain Management (under the Dept. of AES)		18
MBA in Food and Agri-business Management	CAT/MAT and Internal test for Non-CAT/MAT candidates	30
Ph.D from the Department of Food Engineering/Basic and Applied Sciences/Food Science and Technology/Agriculture and Environmental Sciences/Food Business Management and Entrepreneurship Development	UGC-NET/UGC CSIR-NET/ICAR-NET including JRF/ Research Entrance Test	As per UGC norms

The meritorious students of B. Tech and M. Tech. are given **global exposure** by arranging visit / work in the partner Institutions abroad. MBA programme provide **international exposure** to students through international immersion program.

The students of NIFTEM are most exposed to corporate sector in the form of **industry internships, innovative corporate - linking workshops, group discussions and guest lectures.**

The institute offers an immersive "**Village Adoption Programme**" that helps the students to understand the technical and scientific food supply chains from farm to fork.

So far, NIFTEM has produced 715 B. Tech., 589 M. Tech., 63 MBA and 18 Ph.D. students since

inception.

7.1.4 ACADEMIC ACTIVITIES DURING COVID-19 LOCKDOWN:

When the entire nation braced for tough times due to outbreak of COVID-19 pandemic and subsequent lockdown, NIFTEM allowed students to go to their home and attend both theory and practical classes online through Cisco Webex platform. All written examinations, admission tests and counselling for the academic year 2020-2021 were conducted online in proctored mode.

The industry internship for all UG and PG students were arranged online so that the students could report to the industries immediately during the unlock period. The placement to our students was

arranged online, but it had a sharp dip from 93% in last year to around 60% of the eligible interested students this year. The initiatives taken up by the Institute ensured that the academic calendar is delayed just by one month only.

7.1.5 RESEARCH:

- (i) NIFTEM has developed total 34 technologies on various aspects of food processing sector.
- (ii) NIFTEM has 10 ongoing external funded research projects worth Rs. 5. Crore.
- (iii) Contract Research Organisation (CRO) was established this year for the collaborative research with industries. CRO has already generated more than Rs. 40 Lakh this year.
- (iv) In this year, NIFTEM obtained first domestic Patent on Antibacterial Layered Nanocomposite. (IPR No. 201611011082, provisional). Applications have been filed for patenting of 9 inventions, out of which 2 have been filed this year.
- (v) NIFTEM obtained first domestic Trademark on COCOSHRESHTH, the coconut water extraction machine (IPR No. 4432797, provisional)
- (vi) NIFTEM obtained first copyright on Structural analysis tool version-1. IPR No. (SW-12873/19, provisional)
- (vii) NIFTEM organized 2 Faculty Development Programmes (FDP) online this year: International online FDP on Green Perspectives in Food Processing Sectors (5-

21, Oct., 2020) and AICTE ATAL Academy sponsored FDP on Emerging Technologies in Post Harvest Management & Value Addition of Horticultural Commodities (2-6 Nov., 2021).

- (viii) NIFTEM published total 25 full length research papers in Scopus and SCI journals, one book and 5 book chapters on the research outcomes and technology solutions.
- (ix) NIFTEM developed R&D portal with repository of innovative food products, processes and machineries for the food processing and value addition. The portal has over 200 technologies from about 50 institutes in India. More technologies are getting added to the portal.

7.1.6 OUTREACH:

- (i) The **Village Adoption Programme** was organised online, and it comprised of more than 35 lectures from leading institution of the country on rural development, food processing and agribusiness management. The students under the faculty mentorship interacted with villages adopted by them in the last year, and tried to identify the technical interventions, and disseminate appropriate food processing technologies, entrepreneurship development, sanitation, hygiene etc.
- (ii) HR Association of India, New Delhi, conferred Platinum Award to Village Adoption Programme for "Best Employability Initiative" on 23 Jan. 2020

which was received by Dr Neeraj, Associate Professor, Department AES and Programme Coordinator (VAP).

- (iii) The Skill Development Division conducted 4 training programmes (2 in online and 2 in physical mode) for the skill development of master trainer and assessors on advanced technologies in food processing and preservation.
- (iv) Danfoss Centre of Excellence on Cold Chain Technology and Management conducted 4 training programmes for the executives involved in cold storage.
- (v) NIFTEM has set up Project Management Unit (PMU) under PM-FME Project being implemented by MoFPI in 15 states of the Western, Central and Northern region of India. Dedicated Consultant and Young Professional have joined. EDP and training for Master trainers for Phase 1 and Phase 2 for capacity building is going on. Content development has also been started.

7.1.7 THIRD COVOCATION-2020:

NIFTEM conducted its 3rd Convocation on 10th February 2020 in which Degrees were conferred on 163 B.Tech., 80 M.Tech., 29 MBA and 9 Ph.D. students passed out from the Institute in the year 2019. Total 7 Gold Medals were awarded to one top ranking student each from B. Tech., 5 M. Tech. programmes and MBA during the Convocation.

7.1.8 ORGANIC FOOD FEST-2020:

A 3-day national exhibition, Organic Food Festival of Women Entrepreneurs was organized on

21-23 Feb., 2020 at the Jawaharlal Nehru Stadium, New Delhi. The Organic Food Fest 2020 brought together over 178 women participants including 104 entrepreneurs and SHGs with the best of organic products.

7.1.9 e-SUMMIT:

e-Summit, the **annual entrepreneurship fest** was organized on 14-15, Feb., 2020 with an aim to cater to the innovative and creative acumen of people from diverse backgrounds and talents, and provide them a platform which could act as a driving force to motivate people to venture into entrepreneurship and realize the hidden potential that it holds. About 1500 participants from over 20 colleges and resource persons from all over India including entrepreneurs, influencers and domain experts participated in the conclave.

7.1.10 500 KWP ROOFTOP SOLAR PROJECT:

NIFTEM is implementing 500 kW rooftop solar project in addition to earlier implemented 1.0 MW solar project under Capex through SECI on Institute Building. The project is likely to complete by March 2021. After implantation, the Institute will get approx. 2200 Units per day Solar Energy.

7.1.11 NIFTEM TECHNOLOGY INNOVATION AND BUSINESS INCUBATION FOUNDATION (NTIBIF)

NTIBIF was incorporated as a section 8 company on 4th August 2020. The company will provide office facilities, mentorship support, seed money, lab infrastructure and pilot plant access as a complete start-up support ecosystem towards entrepreneurial development. It will tie up with corporate, institutions and experts to organize

training sessions, competitions, workshops and funding opportunities for encouraging innovation and entrepreneurship.

7.1.12 STUDENT AWARDS:

- (i) Winner of Smart protein innovation challenge - Plant based meat category (Prize money: Rs. 1 Lakh)
- (ii) Winner in Danisco NutriScholars Awards 2020-Convenient and nutritious breakfast category (Protein and fibre enriched instant dosa mix)
- (iii) National Semi-finalist team in Desh ke liye 2 minute- The Agri-challenge 2020 organised by Nestle India

7.2 THE INDIAN INSTITUTE OF FOOD PROCESSING TECHNOLOGY (IIFPT):

7.2.1 INTRODUCTION:

Indian Institute of Food Processing Technology is a pioneer R&D and Educational Institution under the aegis of the Ministry of Food Processing Industries, Government of India, located at Thanjavur, Tamil Nadu. The Institute is in existence for 50 years and was formerly known as Paddy Processing Research Center (PPRC). In 2008, the Institute was renamed as Indian Institute of Crop Processing Technology and was upgraded as a National Level Institute and later in March 2017, renamed as Indian Institute of Food Processing Technology to expand the scope across food processing sectors.

7.2.2 RESEARCH ACTIVITIES:

Several internally and externally funded

research projects are being taken up by the scientists of IIFPT. The externally funded research projects include industry sponsored projects to solve problems faced. Some of the major outcome of research in the Institute relate to development of non-dairy millet ice cream, coconut ice cream, functional ragi cookies, onion grader, onion peeling machine and several value added food products. Apart from these research projects, IIFPT is also working on the common interest of the public to solve the issues of farming community.

(i) Research Funding and Publications:

(a) Out of 28 external funded research projects in progress, three grant-in-aid projects and one industry sponsored research projects worth Rs. 95 lakhs were sanctioned.

(b) Faculty members, scholars and students published 47 research articles in reputed International peer reviewed journals (highest impact factor 11.02) and 16 international book chapters.

(ii) Technologies and Indigenous Equipment Developed by IIFPT:

(a) Indigenous food 3D printers (both single and multi-heads). Food 3D printing technology can offer enhanced levels of product customization in terms of appearance as well as nutritional value.

(b) Integrated collection and filtration unit for coconut water. This can be used in temples and other places of devotion; the water is collected hygienically.

(c) Non-thermal (cold) plasma treatment unit

for liquid food sterilization was developed and tested for decontamination of milk.

(d) Multi-enzyme based amperometric biosensor was developed for testing thermal oxidation of coconut oil. This can be used for quality evaluation of oils.

(iii) Technologies Transferred to Industries:

(a) Mobile food processing unit

(b) Integrated onion processing unit

(c) Puffing machine for rice & millets

(d) Moringa leaves separator

(e) Solar hybrid dryer

(iv) New Facilities Created for Research, Training, and Consultancy Services:

(a) India's first food glycemic index and food disintegration kinetics testing facility. The center uses Asia's first engineered human digestive system. The facility holds significant research and commercial interest for new food product developments.

(b) Pilot-scale ice cream plant 100 L/batch capacity

(c) Fruit beverages (carbonated and non-carbonated) processing pilot plant with 100 L/h capacity (MSME funded)

(d) Virgin coconut oil plant with 1000 nuts/day capacity (Coconut Development Board funded)

(e) Pilot scale spray dryer with 3 kg/h capacity

7.2.3 ACADEMIC PROGRAMMES (2020-21):

- (a) B.Tech. (Food Technology)
- (b) M.Tech. (Food Technology in Food Process Engineering)
- (c) M. Tech. (Food Technology in Food Process Technology)
- (d) M.Tech. (Food Technology in Food Safety & Quality Assurance)
- (e) Ph.D. (Food Process Engineering)
- (f) Ph.D. (Food Process Technology)

The intake of students includes 75 in B.Tech., 12 in each of the M.Tech. degree programmes and 8 in Ph.D. degree programme. The B.Tech. degree is usually of 4 years or 8 semesters' duration, M.Tech. degrees are of 2 years or 6 Trimesters duration and Ph.D. degree is of 3 years or 9 Trimesters duration.

IIFPT student's visits reputed international institutions and advanced laboratories for short term exposure and graduate students for long term research projects in reputed international institutions and advanced laboratories around the world. These training and research exposures help to create leaders in food processing who can take Indian food processing sector to greater heights. IIFPT also sends the undergraduate students to India's villages to learn the firsthand problems faced by producers and the current status of production, storage, handling and marketing of foods.

All our B.Tech students got placements in major food processing industries including Nestle, ITC, MTR, Cavinkare, Britannia, Aachi etc. Students

have got admission in four foreign Universities for higher studies (University of Manitoba - Canada, University of Guelph - Canada, Massey University – New Zealand, Wageningen University - Netherlands) and 12 students have cleared GATE. Placements are in progress for the M.Tech and Ph.D students. Four of our research scholars got CSIR fellowship, two got ICMR fellowship and one student received best Innovative project award from Indian National Academy of Engineering.

7.2.4 COLLABORATIONS AND UNDERSTANDINGS WITH INTERNATIONAL AND NATIONAL INSTITUTIONS:

IIFPT has signed 10 MoUs with National Institutions/Universities and 9 MoUs/Licensing agreements with industries for conducting joint research projects, technology development and technology transfer. Synergizing the efforts of scientists with those working in international institutions will help effective delivery of results to stake-holders. Time tested technologies can be scaled up to suit local conditions rather than reinventing. Training and research exposure to international laboratories will help create globally competitive manpower for India.

7.2.5 ENTREPRENEURSHIP, TRAINING AND OUTREACH:

Certified modern food processing business-cum-incubation-cum-training center which has product lines such as canning fruits and vegetables; Ready to Serve (RTS) or Ready to Drink (RTD) fruit based beverages and jams and jelly manufacturing with bottling facility; facilities for manufacturing of Ready to Cook (RTC) food products; Ready to Eat

(RTE) food products; Instant mixes, Masala and chutney powders and their sachet packaging; specialized packaging section with facilities for ordinary packaging and Modified Atmosphere Packaging (MAP). Also, a modern bakery line, ripening chamber for fruits, extrusion line and equipment for rice processing are available.

(i) Entrepreneurship and Training:

IIFPT has conducted a number of outreach cum skill development programmes across the country. 7 new entrepreneurs were incubated through IIFPT and have launched their start-up food processing companies (each of which provide direct and indirect employment to around 25 people). IIFPT conducted 24 training programs through video conferencing and 22 incubation services to entrepreneurs, research scholars, UG/PG students – all of these had nation-wide participation. Workshop-cum-demonstration was organised as a part of “Industry on Wheels Programme” under Pradhan MantriKisan SAMPADA Yojana (PMKSY). Nearly 20 on-farm skill development training programmes were conducted using the Mobile Food Processing Unit with more than 89,412 participants from various regions of India. IIFPT conducted training in Food Safety to Noon Meal Organisers (NMO) in 7 districts covering 55 blocks and 1380 NMOs.

(ii) Capacity Building under PM-FME Scheme:

(a) Under the MoFPI, IIFPT is serving as the nodal national-level technical institutes for the centrally sponsored, Prime Minister Formalization of Micro Food Processing Enterprises (PM FME) for capacity building

and incubation.

- (b) In this regard, IIFPT has organized 8 national level and 7 state-level awareness programs through which 8220 beneficiaries have gained awareness about the PMFME scheme.
- (c) Details for 35 ODOP products have been uploaded (on IIFPT's website) in different languages to serve as common reference material for micro entrepreneurs across the country.
- (d) IIFPT has prepared the training syllabus for the different levels of PMFME trainings as Training of Master Trainers (ToMT), Training of Trainers (ToT) at District level and Training of Beneficiaries (ToB) to impart skills on various aspects of processing including ODOP.
- (e) IIFPT has organized ToMT in fruits and vegetable processing and trained 58 master trainers and has co-organized ToMT in bakery and confectionary product processing and trained 29 master trainers. Currently, ToMT in grain processing (36 trainers), dairy processing (35 trainers) and phase II of fruits and vegetable (23 trainers) are trained under PMFME scheme. These MTs will impart skill level training to district level trainers and beneficiaries.
- (f) IIFPT has coordinated with various national level technical institutes and compiled indicative cost norms guidelines hand book for establishment of common incubation facility under PMFME scheme.

(iii) COVID-19 Relief Activities:

- (a) IIFPT supported District Administration and Thanjavur Medical College in COVID-19 related activities by providing healthy foods prepared at IIFPT's Food Processing Business Incubation Centre. The initiative kicked off on 21st April, 2020 and went on up to August 2020.
- (b) Hand sanitizers were prepared for the police department and COVID warriors, and were supplied on a regular basis.
- (c) RT-PCR instrument was handed over to the Thanjavur Medical College & Hospital for COVID testing purposes from April 2020 to August 2020. More than 2 lakhs samples have been tested using the instrument.

7.2.6 FOOD SAFETY AND QUALITY TESTING LABORATORY:

IIFPT's food safety and quality testing laboratory is accredited by NABL and is ISO/IEC 17025:2005 certified. It is recognized by FSSAI as a referral laboratory. Apart from providing food sample analysis services for industries, SHGs, academic and research purposes, the laboratory also provides hand-on-training on Hi-tech equipment and on various aspects of food safety and quality analysis. Apart from testing and analytical services, 3 training programs have been conducted on food safety and quality testing for students and other stakeholders.

7.2.7 LIAISON OFFICE – GUWAHATI AND BATHINDA:

IIFPT's Liaison Office at Guwahati was

established on 20th July, 2010 with an objective to develop small-scale entrepreneurship and skilled workgroup for the food processing sector of the north-east region of India. IIFPT opened its liaison office at Bhatinda, Punjab with the objective of developing entrepreneurship and creating skilled manpower for the food sector, particularly in the northern region of the country. The center has already conducted a national seminar on recent trends in food processing in collaboration with Central University of Punjab and is set to expand to a full-fledged unit for skill development and incubation services. Through these centers, IIFPT serves the

farming community by providing training in the field of food processing using available resources. By these liaison offices, IIFPT expands its horizon and visibility to serve more to the stakeholders and disseminates the latest technologies to the unreached masses. Infrastructure such as Food Processing Trainings cum Incubation Center, training classrooms, trainees' hostel and office room were established to serve for the stakeholders at the liaison offices of IIFPT. 66 skill development training programs and 31 in plant trainings for students were conducted by these offices.



CHAPTER-8

DEVELOPMENT OF NORTH EASTERN REGION



CHAPTER - 8 DEVELOPMENT OF NORTH EASTERN REGION

8.1 India's North-Eastern Region (NER) is a land of magnificent beauty, possessing undulating hills and thrilling flora and fauna. The region with its agro-friendly climate and agrarian roots has the potential to be a sunrise zone for food processing. The various incentives extended by the Government set the stage for making food processing a lucrative option in the area.

8.2 The availability of large amounts of surplus agri-horti produce provides opportunities to NER to process the produce. The processing of produce will lead to better value addition and return to the growers. Food processing benefits not only the growers of agricultural produce but also creates employment in service sector like transportation, packaging, advertising and marketing.

8.3 For giving impetus to the development of food processing industry in NER, the Ministry is providing higher levels of subsidy in all the schemes. The facilities created from the financial assistance provided by the Ministry are as under: -

(i) Ministry has approved 7 Mega Food Parks in NER, one each in Arunachal Pradesh, Assam, Manipur, Meghalaya, Mizoram, Nagaland and Tripura. Out of these 7 projects, 3 projects (Assam, Tripura & Mizoram) are operational, 3 projects (Nagaland, Arunachal Pradesh & Manipur) are under various stages of implementation and remaining one (Meghalaya) is in the

process of 'final approval'.

- (ii) 8 Cold Chain projects approved in NER - One project in Arunachal Pradesh, Two in Assam, One in Manipur, Two in Mizoram and Two in Nagaland. Out of these, 7 projects have become operational.
- (iii) Ministry has approved 3 projects under the scheme for Creation of Infrastructure for Agro Processing Clusters in Assam.
- (iv) Ministry has approved 36 food processing units under CEFPSC Scheme for grant-in-aid in NER 15 in Assam, 3 in Arunachal Pradesh, 5 in Manipur, 2 in Meghalaya, 1 in Mizoram, 4 in Nagaland, 1 in Sikkim and 5 in Tripura. Out of these, 2 food processing units in Assam and 1 unit in Meghalaya have become operational.
- (v) 2 projects approved in year 2019-20 in NER under the scheme backward & forward linkage. One each in Manipur and Assam. Both are under implementation
- (vi) 10 Food Testing Labs, five in Assam (one in Tezpur and four in Guwahati), one each in Manipur (Nambol), Nagaland (Kohima), two in Sikkim (Gangtok) and Tripura (Agartala) have been assisted to create infrastructure for food safety and quality testing.
- (vii) Indian Institute of Food Processing

Technology (IIFPT), Thanjavur, TamilNadu has set up a liaison office of IIFPT at Guwahati in July, 2010. The unit has food processing training centre cum incubation centre, training class rooms and office. Skill training programmes are organized for

farmers, SHG members and educated youth. An amount of ₹14.21 crore was released in 2016-17 for up-gradation & strengthening of liaison office of IIFPT in Guwahati for establishing Food Processing Business Incubation, Testing and Training Center.



CHAPTER-9

USE OF OFFICIAL LANGUAGE IN THE MINISTRY



सत्यमेव जयते



MINISTRY OF FOOD PROCESSING INDUSTRIES
GOVERNMENT OF INDIA

CHAPTER - 9 USE OF OFFICIAL LANGUAGE IN THE MINISTRY

The Official Language Section in the Ministry is working to sensitize the officers and staff towards Official Language Policy, motivate them to do their work in Hindi and achieve the targets prescribed in the Annual Programme. Necessary training is imparted to the officials from time to time. Guidelines of all the Schemes of the Ministry (along with revised guidelines) have been uploaded in Hindi as well on the website of the Ministry. The Citizen's/Client's Charter of this Ministry has been uploaded on the website of this Ministry in bilingual form. It is displayed bilingually at the reception.

This Ministry is situated in Region 'A' More than 90% officers and staff of this Ministry have working knowledge of Hindi and the Ministry is notified under the Rule 10(4) of O.L. Rules 1976. Under Rule 8(4) of the said Rules 1976, three out of four Sections of the Ministry stand specified to do their entire official work in Hindi. Similarly, 21 officers/staff have been mandated to do their entire work in Hindi.

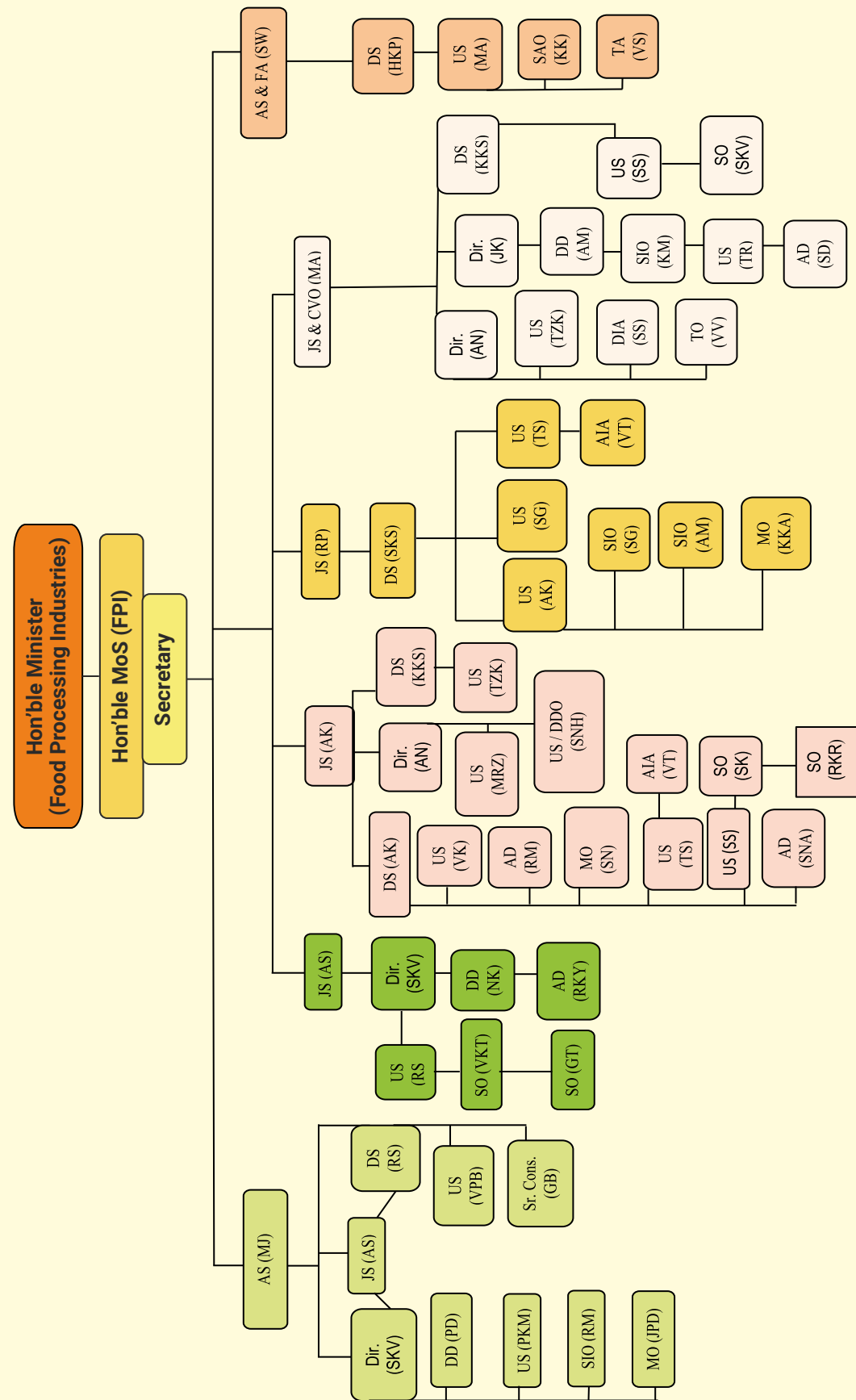
The Official Language Implementation Committee (OLIC) constituted in the Ministry under the chairmanship of Joint Secretary is overseeing the use of Hindi and meetings are held periodically to monitor progress of Hindi in official work. In this regard, 04 meetings of OLIC have been held from 01 January, 2020 to 31 December, 2020.

With a view to promote the use of official language among officers and staff of the Ministry

and create a conducive atmosphere to work in Hindi, Hindi Pakhwara was organized from 14 September, 2020 to 28 September, 2020. During this period competitions for Noting and Drafting, Essay Writing, Translation, Typing, Extempore speech, Debate/ Quiz along with questions regarding elections/ voting and Recitation of Poetry in Hindi were organized, and cash prizes along with certificates were given to officers and staff.



ANNEXURE-I
Organizational Structure of the Ministry of Food Processing Industries (MoFPI)



Abbreviation: (Referred to in the Organizational Chart of MoFPI)

AS (Additional Secretary)

(SS) – Ms. Sibani Swain (Financial Advisor)
(MJ) – Shri Manoj Joshi

JS (Joint Secretary)

(KS) – Shri Kuntal Sensarma (Economic Advisor)
(RP) – Ms. Reema Prakash
(AK) – Shri Ashok Kumar
(MA) – Shri Minhaj Alam (Chief Vigilance Officer)
(AS) – Shri Atul Saxena

Dir. (Director)

(JK) – Shri Jitendra Kumar
(AN) – Dr. Atya Nand
(SKV) – Shri S. K. Verma

DS (Deputy Secretary)

(HKP) – Shri H. K. Pattanaik
(RS) – Shri Rakesh Sharma
(SKS) – Shri Sanjay Kumar Singh
(KKS) – Shri Kuldeep Kumar Singh
(AK) – Shri Ajay Kumar

US (Under Secretary)

(TZK) – Shri Tual Za Kam
(VK) – Shri Virender Kumar
(MRZ) – Md. Rehan Zaheer
(PKM) – Shri P. K. Mondal
(SG) – Smt. Sreemathi Ghosh
(SS) – Smt. Suman Sharma
(VPB) – Shri Vijay Prakash Bhatt
(SNH) – Shri S. N. Hulale
(MA) – Shri Mateen Ahmed
(LR) – Shri Lahawar Ram
(TS) – Shri Thawar Singh
(RS) – Shri Raju Saraswat

DIA (Deputy Industrial Adviser)

(SS) – Shri Surinder Singh

DD (Deputy Director)

(AM) – Shri Ankit Mishra
(PD) – Ms. Parvesh Devi
(NK) – Shri Naveen Kumar

SAO (Sr. Account Officer)

(KK) – Smt. Kamlesh Kaushik

MO (Marketing Officer)

(KKA) – Dr. K. K. Aravindan
(JPD) – Dr. J. P. Dongare

SIO (Sr. Inspecting Officer)

(AM) – Shri Adesh Mohan
(RM) – Shri Ramkesh Meena
(SG) – Shri Sanjay Gupta
(KM) – Shri Krishna Murari

AD (Assistant Director)

(RKY) – Shri Rajesh Kumar Yadav
(SNA) – Dr. Sheikh Nadeem Ahmed
(RM) – Shri Rajeev Mathur
(SD) – Shri Sridip Dev

AIA (Assistant Industrial Adviser)

(VT) – Shri V. Thirukumaran

SO (Section Officer)

(SKV) – Shri Sanat Kumar Verma
(SK) – Shri Shiv Kumar
(RKR) – Shri Rakesh Kumar Ranjan
(GT) – Gaurav Tongaria
(VKT) – Shri Vinay Kumar Tarun

TO (Technical Officer)

(VV) – Dr. Venkateswaran V.

Insp. (Inspector)

(SKT) – Shri S. K. Tiwari

TA (Technical Assistant)

(VS) – Shri Virendra Singh

ANNEXURE-II

Sanctioned strength, number of employees in position, number of employees belonging to Scheduled Castes and Scheduled Tribes in the MoFPI

POSITION OF MANPOWER AS ON 31.12.2020

Name of the Ministry/Department: Ministry of Food Processing Industries

Group-Wise sanction strength and in position					
Manpower	Group A	Group B		Group C	Total
		Gazetted	Non-Gazetted		
Sanction strength	56	29	28	46	159
In position	55	11	16	30	112
General	40	6	8	16	67
OBC	5	2	4	4	15
SC	7	2	2	7	18
ST	3	-	2	3	8



ANNEXURE-III

Status of Implementation of 39 Mega Food Park Projects (As on 31st December, 2020)

S. No.	State/UT	SPV/IA Name	Date of Final Approval	Project Cost (₹ in crore)	Amount of grant approved (₹ in crore)	Amount of grant released (₹ in crore)	Status
1	Andhra Pradesh (3 Projects)	Srini Food Park Pvt. Ltd., Chittoor	30.03.2009	121.10	50	49.92	Operational and Complete
2		Godavari Mega Aqua Food Park Pvt. Ltd., West Godavari	16.12.2013	122.60	50	44.53	Operational
3		Andhra Pradesh Industrial Infrastructure Corporation (APIIC), Krishna	31.12.2015	112.94	43.55	32.69	Under Implementation
4	Arunachal Pradesh (1 Project)	Rongoge Mega Food Park, Pvt. Ltd, Papum Pare	12.09.2019	73.02	43.25	0.00	Under Implementation
5	Assam (1 Project)	North East Mega Food Park Ltd., Nalbari	30.03.2009	84.96	48.84	45	Operational
6	Bihar (1 Project)	Pristine Mega Food Park Pvt. Ltd., Khagaria	06.08.2014	120.13	41.9	34.81	Under Implementation
7	Chhattisgarh (1 Project)	Indus Best Mega Food Park Pvt. Ltd., Raipur	04.06.2014	96.58	43.96	37.22	Under Implementation
8	Gujarat (2 Projects)	Gujarat Agro Infrastructure Mega Food Park Pvt. Ltd., Surat	22.05.2014	121.86	50	45	Operational
9		Fanidhar Mega Food Park Pvt. Limited, Mehsana	16.08.2017	165.79	50	28.17	Under Implementation
10	Haryana (2 Projects)	Haryana State Industrial & Infra Dev. Corp Limited (HSIIDC), Sonipat	06.11.2015	155.58	44.94	27.88	Under Implementation
11		Haryana State Coop. Supply and Marketing Federation Ltd. (HAFED), Rohtak	21.02.2018	179.75	50	15	Under Implementation
12	Himachal Pradesh (1 Project)	Cremica Food Park Pvt. Ltd., Una	06.08.2014	107.34	50	43.86	Operational
13	J&K (1 Project)	RFK Greens Food Park Pvt. Ltd., Pulwama	19.02.2014	79.43	50	29.09	Under Implementation

S. No.	State/UT	SPV/IA Name	Date of Final Approval	Project Cost (₹ in crore)	Amount of grant approved (₹ in crore)	Amount of grant released (₹ in crore)	Status
14	Karnataka (2 Projects)	Integrated Food Park Pvt. Ltd., Tumkur	29.03.2011	144.33	50	48.72	Operational and Complete
15		Favorich Infra Pvt Ltd., Mandya	19.12.2017	113.83	50	28.57	Under Implementation
16	Kerala (2 Projects)	Kerala State Industrial Dev Corpt Ltd (KSIDC), Alappuzha	27.11.2015	129.15	50	37.80	Under Implementation
17		Kerala Industrial Infra. Development Corpt. (KINFRA), Palakkad	27.11.2015	102.13	40.57	37.72	Operational
18	Madhya Pradesh (2 Projects)	Indus Mega Food Park Pvt. Ltd., Khargaoan	27.08.2012	131.28	50	49.37	Operational and Complete
19		Avantee Mega Food Park Pvt. Ltd., Dewas	31.12.2015	144.12	50	39.44	Operational
20	Maharashtra (3 Projects)	Paithan Mega Food Park Pvt. Ltd., Aurangabad	08.03.2013	124.52	48.82	42.96	Operational
21		Satara Mega Food Park Pvt. Ltd., Satara	06.08.2014	139.33	50	44.74	Operational
22		Wardha Mega Food Park Pvt. Ltd, Wardha	13.01.2016	92.36	50	15	Under Implementation
23	Manipur (1 Project)	Manipur Food Industries Corporation Ltd., Kakching, Manipur	29.01.2020	81.83	43.254	0.00	Under Implementation
24	Meghalaya (1 Project)	Meghalaya Industrial Development Corporation Ltd. (MIDC)	IA is the process of complying the conditions for final approval				In-principle approval
25	Mizoram (1 Project)	Zoram Mega Food Park Pvt. Ltd., Kolasib	10.06.2015	75.2	50	44.24	Operational
26	Nagaland (1 Project)	DoysAgri Resources Pvt. Ltd, Dimapur, Nagaland	16.08.2017	71.79	50	29.78	Under Implementation
27	Odisha (2 Projects)	Odisha Industrial Infrastructure Development Corporation (IDCO), Khurda	06.11.2015	121.95	50	37.8	Under Implementation

S. No.	State/UT	SPV/IA Name	Date of Final Approval	Project Cost (₹ in crore)	Amount of grant approved (₹ in crore)	Amount of grant released (₹ in crore)	Status
28	Odisha (2 Projects)	MITS Mega Food Park Ltd., Rayagada	16.04.2012	87.88	45.94	44.95	Operational
29	Punjab (3 Projects)	International Mega Food Park Ltd. , Fazilka, Punjab	25.05.2011	130.38	50	45	Operational
30		Punjab Agro Industries Corporation Ltd., (PAIC) Ludhiana	27.11.2015	117.61	50	37.62	Under Implementation
31		Sukhjit Mega Food Park & Infra Ltd. Kapurthala	06.11.2015	107.83	48.7	38.76	Operational
32	Rajasthan (1 Project)	Greentech Mega Food Park Pvt. Ltd., Ajmer	19.02.2014	119.82	49.88	44.04	Operational
33	Tamil Nadu (1 Project)	Tamil Nadu State Agricultural Marketing Board	IA is the process of complying the conditions for final approval				In-principle approval
34	Telangana (2 Projects)	Smart Agro Food Park Pvt. Ltd., Nizamabad	10.06.2015	108.95	50	44.78	Operational
35		Telangana State Industrial Infrastructure Corporation Ltd., Khammam (TSIIC)	05.02.2016	109.44	50	28.49	Under Implementation
36	Tripura (1 Project)	Sikaria Mega Food Park Pvt. Ltd., West Tripura	30.11.2011	77.79	48.39	44.25	Operational
37	Uttarakhand (2 Projects)	Patanjali Food & Herbal Park Pvt. Ltd., Haridwar	30.03.2009	95.08	50	50	Operational and Complete
38		Himalayan Food Park Pvt. Ltd, Udham Singh Nagar	23.01.2014	98.08	48.12	43.31	Operational
39	West Bengal (1 Project)	Jangipur Mega Food Park Ltd., Murshidabad	16.03.2010	132.7	50	45	Operational
TOTAL				4198.46	1790.114	1355.51	

ANNEXURE-IV

State-wise Implementation of Cold Chain Schemes (As on 31st December, 2020)

S. No.	Project	Sector	District	Date of approval	Project Cost (₹ in crore)	Approved Amount of Grant-in-Aid, (₹ in crore)	Amount of Grant-in-Aid, released (₹ in crore)	Physical Progress
ANDHRA PRADESH TOTAL 25, COMPLETED 7, ONGOING 18								
1	Synthite Industries Ltd.	F&V, Spices	Prakasam	26 th May, 2011	29.43	5.82	5.82	Completed
2	Nekkanti Sea Foods Ltd.	Seafood	East Godavari	22 nd May, 2015	48.32	10.00	10.00	Completed
3	Farm Gate Agro Milch Pvt. Ltd.	Dairy	Chittoor	17 th April, 2017	55.44	9.84	9.84	Completed
4	Devi Aqua Tech Pvt. Ltd.	Fishery	East Godavari	17 th April, 2017	63.70	10.00	10.00	Completed
5	Sandhya Marines Ltd.	Fishery	West Godavari	19 th April, 2017	13.43	4.22	4.22	Completed
6	Tirumala Milk Products Pvt. Ltd.	Dairy	Nellore	24 th April, 2017	31.87	7.23	2.50	Under implementation
7	Sai Marine Exports Pvt. Ltd.	Marine	Visakhapatnam	12 th October, 2018	63.25	10.00	6.50	Under implementation
8	Mourya Aquex Pvt. Ltd.	Marine	West Godavari	29 th October, 2018	44.77	9.83	9.83	Completed
9	Sandhya Aqua Exports Pvt. Ltd.	Marine	East Godavari	22 nd October, 2018	55.04	10.00	6.50	Under implementation
10	Sangam Milk Producer Company Limited	Dairy	Chittoor	09 th November, 2018	28.00	10.00	6.50	Completed
11	Three Seasons Exim Limited	Marine & Fishery	East Godavari	27 th December, 2018	86.00	10.00	2.50	Under implementation
12	Fedora Sea Foods Private Limited	Marine	Nellore	07 th January, 2019	38.48	10.00	6.34	Under implementation
13	N K Marine Exports LLP	Marine	West Godavari	02 nd January, 2019	52.50	10.00	6.50	Under implementation
14	BMR Industries Private Limited	RTE	Nellore	15 th May, 2019	12.45	3.53	0.00	Under implementation
15	Sai Surya Exports	Marine	Visakhapatnam	28 th September, 2020	46.20	10.00	0.00	Under implementation
16	Srichakra Milk Products LLP	Dairy	Anantpur	22 nd September, 2020	22.05	7.01	0.00	Under implementation
17	Veerabhadra Exports Pvt. Ltd.	Marine & Fishery	East Godavari	28 th September, 2020	36.38	10.00	0.00	Under implementation

S. No.	Project	Sector	District	Date of approval	Project Cost (₹ in crore)	Approved Amount of Grant-in-Aid, (₹ in crore)	Amount of Grant-in-Aid, released (₹ in crore)	Physical Progress
18	Naturade Foods Private Limited	F&V	Visakhapatnam	28 th September, 2020	15.57	3.79	0.00	Under implementation
19	Suryas Exports Private Limited	RTE	Guntur	28 th September, 2020	8.57	1.58	0.00	Under implementation
20	Eswara Foods	Marine & Fishery	Guntur	23 rd November, 2020	30.78	9.85	0.00	Under implementation
21	Jaya Lakshmi Sea Foods Pvt. Ltd.	Marine & Fishery	Krishna	23 rd November, 2020	74.23	10.00	0.00	Under implementation
22	Castlerock Fisheries Pvt. Ltd.	Marine & Fishery	Nellore	24 th November, 2020	40.85	10.00	0.00	Under implementation
23	Coastal Corporation Limited	Marine & Fishery	East Godavari	24 th November, 2020	71.16	10.00	0.00	Under implementation
24	Mulpuri Aqua Processors Pvt. Ltd.	Fishery	Krishna	24 th November, 2020	24.48	6.72	0.00	Under implementation
25	Varma Marine	Marine	West Godavari	23 rd November, 2020	26.44	10.00	0.00	Under implementation
TOTAL					1019.39	209.42	87.05	
ANDAMAN & NICOBAR TOTAL 1, COMPLETED 0, ONGOING 1								
1	Andaman Cold Chain	Fishery	Port Blair	04 th May, 2017	5.00	2.45	2.00	Under implementation
TOTAL					5.00	2.45	2.00	
ARUNACHAL PRADESH TOTAL 1, COMPLETED 1, ONGOING 0								
1	Gangri Food Products	Meat	Tawang	17 th April, 2017	15.32	8.11	5.28	Completed
TOTAL					15.32	8.11	5.28	
ASSAM TOTAL 2, COMPLETED 2, ONGOING 0								
1	Global Entrade	F&V	Guwahati	06 th August, 2012	24.28	9.09	9.09	Completed
2	E-appliances	F&V	Guwahati	24 th December, 2013	14.00	8.28	8.28	Completed
TOTAL					38.28	17.37	17.37	
BIHAR TOTAL 6, COMPLETED 2, ONGOING 4								
1	Ganga Dairy Ltd.	Dairy	Begusarai	27 th March, 2009	22.60	9.35	9.35	Completed

S. No.	Project	Sector	District	Date of approval	Project Cost (₹ in crore)	Approved Amount of Grant-in-Aid, (₹ in crore)	Amount of Grant-in-Aid, released (₹ in crore)	Physical Progress
2	Mahua Cooperative Cold Storage Limited	F&V	Vaishali	22 nd May, 2015	21.33	9.75	7.31	Under implementation
3	RK Agri Biz LLP	F&V	Muzaffarpur	04 th May, 2017	22.79	7.58	7.48	Completed
4	Shalimar Cold Storage	F&V	Patna	22 nd July, 2019	29.87	10.00	0.00	Under implementation
5	ABZ Agro Pvt Ltd	Meat	Kishanganj	24 th July, 2019	43.34	10.00	6.50	Under implementation
6	Saran Dairy Producer Company Limited	Dairy	Gopalganj	28 th September, 2019	11.66	3.05	6.50	Under implementation
TOTAL					151.59	49.63	30.64	
CHHATTISGARH TOTAL 2, COMPLETED 2, ONGOING 0								
1	L.L. Logistics Pvt. Ltd	F&V	Raipur	25 th July, 2012	18.68	7.34	5.50	Completed
2	Utsav Organic & Cold Chain	F&V	Raipur	22 nd August, 2012	20.65	6.02	6.02	Completed
TOTAL					39.33	13.36	11.52	
GUJARAT TOTAL 26, COMPLETED 18, ONGOING 8								
1	Hi-Tech Frozen Facilities Pvt. Ltd.	F&V	Palsana, Surat	27 th March, 2009	16.83	7.19	7.19	Completed
2	Sabarkantha Dist. Co-op Society	Dairy	Sabarkantha	25 th May, 2011	23.80	5.72	5.72	Completed
3	Natural Frozen & Dehydrated Foods	F&V	Bhavnagar	26 th May, 2011	12.50	2.90	2.90	Completed
4	Gayatri Dairy Products Pvt. Ltd.	Dairy	Mehsana	04 th July, 2012	15.15	4.50	4.50	Completed
5	Asandas & Sons	F&V	Mehsana	20 th September, 2013	46.12	7.67	7.67	Completed
6	Innovative Cuisine Pvt. Ltd.	F&V	Vadodara	20 th September, 2013	20.72	7.46	7.46	Completed
7	Himalaya International Ltd.	Mixed (Dairy, F&V)	Mehsana	04 th October, 2013	130.00	10.00	7.50	Completed
8	Panchmahal Dist. Co-Operative Milk Producers' Union Ltd.	Dairy	Panchmahal	04 th October, 2013	28.80	8.12	8.12	Completed
9	Vimal Dairy Pvt. Ltd.	Dairy	Mehsana	22 nd May, 2015	28.86	10.00	10.00	Completed

S. No.	Project	Sector	District	Date of approval	Project Cost (₹ in crore)	Approved Amount of Grant-in-Aid, (₹ in crore)	Amount of Grant-in-Aid, released (₹ in crore)	Physical Progress
10	Mehsana Dairy & Food Products Ltd.	Dairy	Mehsana	17 th April, 2017	34.45	8.57	8.57	Completed
11	Kitchen Xpress Overseas Ltd.	RTE/RTC	Mehsana	17 th April, 2017	26.20	8.59	8.59	Completed
12	Sabarkantha District Co-operative Milk Producers' Union Limited	Dairy	Sabarkantha	17 th April, 2017	41.83	10.00	6.50	Completed
13	Ahmedabad District Co-operative Milk Producer's Union Limited	Dairy	Ahmedabad	20 th April, 2017	176.74	9.82	9.82	Completed
14	Saraf Foods Ltd.	F&V	Vadodara	25 th April, 2017	44.97	10.00	10.00	Completed
15	Teknofine Foods Pvt. Ltd.	F&V	Banaskantha	26 th April, 2017	46.00	10.00	10.00	Completed
16	Wholesome Foods	F&V	Kheda	27 th April, 2017	34.80	9.96	9.96	Completed
17	Instafarm Products Pvt. Ltd.	RTE	Mehsana	24 th January, 2018	33.51	8.43	6.11	Completed
18	Asandas & Sons	F&V	Mehsana	06 th November, 2018	93.01	10.00	6.50	Under implementation
19	Phoenix Frozen Foods	F&V	Anand	27 th December, 2018	22.69	8.02	5.23	Under implementation
20	Lions Foods Pvt. Ltd.	Irradiation	Gir Somnath	28 th September, 2020	22.45	6.47	0.00	Under implementation
21	GUK Foods LLP	F&V	Surat		20.49	10.00	0.00	Under implementation
22	MCFROST India	F&V	Surat	28 th September, 2020	27.68	8.67	0.00	Under implementation
23	NB Natural Food Products	F&V	Ahmedabad	23 rd November, 2020	32.08	9.96	0.00	Under implementation
24	Foods and Inns Limited	F&V	Valsad	23 rd November, 2020	23.66	8.89	0.00	Under implementation
25	Funwave Foods LLP	RTE	Morbi	23 rd November, 2020	30.90	10.00	0.00	Under implementation
26	Suzaina Foods	Irradiation	Navsari		23.74	10.00	0.00	Under implementation
TOTAL					1057.98	220.94	142.34	

S. No.	Project	Sector	District	Date of approval	Project Cost (₹ in crore)	Approved Amount of Grant-in-Aid, (₹ in crore)	Amount of Grant-in-Aid, released (₹ in crore)	Physical Progress
HARYANA TOTAL 15, COMPLETED 10, ONGOING 5								
1	Suri Agro Fresh Pvt. Ltd.	F&V	Sonipat	27 th March, 2009	23.52	9.84	9.84	Completed
2	Aligned Industries Ltd.	Irradiation	Rewari	04 th July, 2012	22.02	7.21	7.21	Completed
3	M J Logistic Services Ltd.	F&V	Palwal	01 st August, 2012	21.38	4.21	4.21	Completed
4	Fresh Food Processing	F&V	Hissar	30 th January, 2014	15.92	6.88	6.88	Completed
5	Hind Terminals Pvt. Ltd.	Dairy, Meat, F&V	Palwal	22 nd May, 2015	38.69	8.80	8.80	Completed
6	Transport Corporation of India Ltd.	F&V	Gurugram	22 nd May, 2015	36.92	2.50	2.50	Completed
7	Skylark Foods Pvt. Ltd.	Meat	Sonipat	19 th April, 2017	12.80	4.00	4.00	Completed
8	VSM Food Cold Chain & Processors LLP	F&V	Mewat	26 th April, 2017	29.80	8.32	8.32	Completed
9	Shell Mount Fresh	F&V	Sonipat	27 th April, 2017	24.08	8.64	8.64	Completed
10	Sterling Agro Industries Limited	Dairy	Sonipat	17 th April, 2017	26.11	9.20	2.30	Under implementation
11	Microtrol Sterilisation Services	Irradiation	Bawal	18 th December, 2018	17.47	7.38	4.56	Completed
12	Jivo Wellness Private Limited	F&V	Sonipat	28 th September, 2020	48.33	10.00	0.00	Under implementation
13	Zanders Resorts Private Limited	Dairy	Sirsa	22 nd September, 2020	26.81	10.00	0.00	Under implementation
14	Beejapuri Dairy Private Limited	Dairy	Jhajjar	28 th September, 2020	28.89	10.00	0.00	Under implementation
15	Nutrimed Dairy LLP	Dairy	Faridabad	28 th September, 2020	30.44	10.00	0.00	Under implementation
TOTAL					403.18	116.99	67.26	
HIMACHAL PRADESH TOTAL 16, COMPLETED 10, ONGOING 6								
1	Dev Bhumi Cold Chain Ltd.	F&V	Shimla	23 rd May, 2011	14.25	8.05	8.05	Completed
2	Aromatrix Flora Pvt. Ltd.	F&V	Solan	25 th May, 2011	15.65	9.75	9.75	Completed

S. No.	Project	Sector	District	Date of approval	Project Cost (₹ in crore)	Approved Amount of Grant-in-Aid, (₹ in crore)	Amount of Grant-in-Aid, released (₹ in crore)	Physical Progress
3	Hillcrest Foods	F&V	Solan	25 th May, 2011	15.61	7.69	7.69	Completed
4	Canvas Integrated Cold Chain	F&V	Una	26 th May, 2011	14.63	7.42	7.42	Completed
5	Fresh Produce Impex	F&V	Shimla	20 th September, 2013	13.30	8.21	8.21	Completed
6	Himalaya Cotton Yarn Ltd.	F&V	Solan	20 th September, 2013	12.30	4.99	4.99	Completed
7	Adani Agri Fresh Ltd.	F&V	Shimla	04 th October, 2013	26.31	7.68	7.68	Completed
8	Him Fresh Produce Co.	F&V	Shimla	04 th October, 2013	16.49	9.10	9.10	Completed
9	Paonta Sahib Food Corporation	F&V	Solan	04 th October, 2013	20.89	7.17	7.17	Completed
10	Pulkit Fresh & Healthy	F&V	Solan	31 st August, 2016	15.40	10.00	10.00	Completed
11	Sai All Season Fruits & Vegetable	F&V	Solan	12 th October, 2018	16.94	9.91	6.44	Under implementation
12	Om CA Store, a Unit of Om Hospitalities and Resorts	F&V	Solan	30 th October, 2018	15.00	9.56	6.21	Under implementation
13	ANGD Fruit Ranch Pvt. Ltd.	F&V	Shimla	16 th July, 2019	58.23	10.00	2.38	Under implementation
14	Himachal Pradesh State Agriculture Marketing Board HPSAMB	F&V	Shimla	22 nd September, 2020	59.25	10.00	0.00	Under implementation
15	Bija Agrifresh Private Limited	F&V	Kullu	23 rd November, 2020	35.00	10.00	0.00	Under implementation
16	Shiva Agri Fresh	F&V	Shimla	24 th November, 2020	22.02	10.00	0.00	Under implementation
TOTAL					371.27	139.53	95.09	
JAMMU & KASHMIR TOTAL 7, COMPLETED 4, ONGOING 3								
1	Kachroo Integrated Cold Chain	F&V	Baramula	20 th September, 2013	14.26	9.95	9.95	Completed
2	Mir Agro Industries	F&V	Pulwama	20 th September, 2013	16.38	9.21	9.21	Completed
3	FIL Industries Ltd.	F&V	Sopore & Rangreth	30 th January, 2014	13.80	8.60	6.21	Completed
4	Safe & Fresh	F&V	Samba	22 nd May, 2015	16.88	10.00	7.50	Completed

S. No.	Project	Sector	District	Date of approval	Project Cost (₹ in crore)	Approved Amount of Grant-in-Aid, (₹ in crore)	Amount of Grant-in-Aid, released (₹ in crore)	Physical Progress
5	Khyber Agro Farms Pvt. Ltd.	Dairy	Pulwama	19 th April, 2017	10.26	6.00	3.48	Under implementation
6	Hyacinth Product	Mixed	Srinagar	09 th May, 2017	7.89	3.39	1.63	Under implementation
7	DC Agro Project	F&V	Kathua	24 th November, 2020	32.36	10.00	0.00	Under implementation
TOTAL					111.83	57.16	37.98	
KARNATAKA TOTAL 15, COMPLETED 10, ONGOING 5								
1	Atharvass Traders Pvt. Ltd.	F&V	Hassan, Belgam, Bangalore	30 th October, 2009	28.61	7.50	7.50	Completed
2	Innova Agri Bio Park Ltd.	Irradiation	Kolar	07 th June, 2011	14.00	3.36	3.36	Completed
3	Vijaykant Dairy & Food Products Ltd.	Dairy	Belgaum	20 th September, 2013	8.66	2.80	2.80	Completed
4	Basweshwar Industry	F&V	Belgaum	04 th October, 2013	18.20	7.80	7.80	Completed
5	Namdhari Animal Genetics Private Limited	Dairy	Tumkur	17 th April, 2017	18.38	3.92	3.92	Completed
6	Dairy Classic Ice Creams Pvt. Ltd.	Dairy	Ramnagara	20 th April, 2017	29.81	7.61	7.61	Completed
7	Srikrishna Milks Private Limited	Dairy	Uttar Kannada	24 th April, 2017	26.96	5.67	5.67	Completed
8	Malpefresh Marine Exports Private Limited	Marine	Udipi	08 th August, 2017	18.10	4.37	4.37	Completed
9	Hitech Food Process	F&V	Bijapur	05 th November, 2018	15.00	8.62	6.76	Completed
10	Ideal Icecream	Dairy	Dakshin Kannada	05 th November, 2018	36.54	10.00	6.50	Under implementation
11	Yashaswi Fish Meal & Oil Company	Marine	Dakshin Kannada	12 th November, 2018	73.05	10.00	8.25	Completed
12	BAMUL	Dairy	Ramnagara	16 th January, 2019	49.45	8.76	2.14	Under implementation
13	Agro Tech	F&V	Belgaum	28 th September, 2020	15.38	10.00	0.00	Under implementation
14	Square Meal Private Limited	Meat	Bangalore	28 th September, 2020	9.97	3.91	0.00	Under implementation

S. No.	Project	Sector	District	Date of approval	Project Cost (₹ in crore)	Approved Amount of Grant-in-Aid, (₹ in crore)	Amount of Grant-in-Aid, released (₹ in crore)	Physical Progress
15	Golden Hatcheries	Meat	Haveri	28 th September, 2020	38.03	10.00	0.00	Under implementation
TOTAL					400.14	104.32	66.68	
KERALA TOTAL 6, COMPLETED 3, ONGOING 3								
1	Inkal Ventures Private Limited	Dairy	Pattanamthitta	26 th May, 2011	15.85	2.36	2.36	Completed
2	S H Cold Storage Pvt. Ltd.	F&V	Alappuzha	26 th May, 2011	23.97	6.98	6.98	Completed
3	Abad Fisheries Pvt. Ltd.	Fishery	Kochi	17 th April, 2017	10.36	3.01	1.82	Completed
4	Sun Aquatic Products Pvt. Ltd.	Fishery	Alappuzha	17 th April, 2017	27.31	10.00	2.50	Under implementation
5	The Uralungal Labour Contract Co-operative Society Limited (ULCCS)	Dairy	Kozhikode	28 th September, 2020	44.05	10.00	0.00	Under implementation
6	M.A. Cold Chain Infrastructure	F&V	Palakkad	23 rd November, 2020	36.52	10.00	0.00	Under implementation
TOTAL					158.06	42.35	13.66	
MADHYA PRADESH TOTAL 9, COMPLETED 4, ONGOING 5								
1	Om Agro Products	F&V	Jabalpur	25 th July, 2012	17.22	3.97	3.97	Completed
2	Bhanu Farms Ltd.	F&V	Jabalpur	20 th September, 2013	39.50	9.48	9.48	Completed
3	Brij Dairy	Dairy	Betul	18 th October, 2013	8.06	2.43	2.43	Completed
4	Shree Uttam Food Products (India) Pvt. Ltd.	F&V	Jhabua	22 nd May, 2015	32.25	10.00	7.50	Completed
5	Sahara Frozen Foods	F&V	Morena	12 th October, 2018	23.88	10.00	6.50	Under implementation
6	Jamnadas Industries	Irradiation	Indore	17 th December, 2018	30.80	7.60	4.95	Under implementation
7	Vardhman Agro fresh Products	F&V	Bhopal	19 th July, 2019	13.04	4.49	2.91	Under implementation
8	Dinshaw's Dairy Foods Private Limited	Dairy	Sehore	22 nd July, 2019	28.43	10.00	0.00	Under implementation

S. No.	Project	Sector	District	Date of approval	Project Cost (₹ in crore)	Approved Amount of Grant-in-Aid, (₹ in crore)	Amount of Grant-in-Aid, released (₹ in crore)	Physical Progress
9	Furozun Fruits and Vegetables	Dairy	Betul	09 th October, 2020	22.14	10.00	0.00	Completed
TOTAL					215.32	67.97	37.74	
MAHARASHTRA TOTAL 63, COMPLETED 50, ONGOING 13								
1	Freshrop Fruits Ltd.	F&V	Nashik	27 th March, 2009	32.75	8.47	8.47	Completed
2	I.G. International	F&V	Amravati	25 th May, 2011	22.25	8.96	8.96	Completed
3	Saastha Warehousing Ltd.	F&V	Raigad	25 th May, 2011	42.81	9.21	9.21	Completed
4	Savla Foods & Cold Storage Pvt. Ltd.	F&V	Mumbai	25 th May, 2011	27.00	7.20	7.20	Completed
5	Warana Dairy & Agro Industries Ltd.	Dairy	Sholapur	01 st June, 2011	43.31	9.15	9.15	Completed
6	Blue Fin Frozen Pvt. Ltd.	Fishery	Raigad	04 th July, 2012	25.46	6.16	6.16	Completed
7	B. Y. Agro & Infra Pvt. Ltd.	Mixed (Dairy, F&V)	Nagpur	05 th July, 2012	34.94	7.25	7.25	Completed
8	Western Hill Foods Ltd.	F&V	Pune	31 st July, 2012	20.96	7.42	7.42	Completed
9	Haldiram Foods Intl. Limited	F&V	Nagpur	28 th August, 2012	28.00	6.11	6.11	Completed
10	Cold Star Logistics Pvt. Ltd.	F&V	Raigad	05 th September, 2012	23.26	9.24	9.24	Completed
11	Baramati Agro Limited	Meat & Poultry	Pune	20 th September, 2013	9.11	3.89	3.89	Completed
12	Elaf Cold Storage	Mixed (Dairy, F&V)	Raigad	20 th September, 2013	17.56	7.16	7.16	Completed
13	Indapur Dairy & Milk Products Ltd.	Dairy	Pune	20 th September, 2013	16.03	7.07	7.07	Completed
14	Mhetre Foods Pvt. Ltd.	F&V	Pune	20 th September, 2013	12.51	4.78	4.78	Completed
15	Omni Fresh Agro	F&V	Nashik	20 th September, 2013	19.63	5.65	5.65	Completed

S. No.	Project	Sector	District	Date of approval	Project Cost (₹ in crore)	Approved Amount of Grant-in-Aid, (₹ in crore)	Amount of Grant-in-Aid, released (₹ in crore)	Physical Progress
16	Saikrupa Industries	Dairy	Nashik	20 th September, 2013	5.44	2.06	2.06	Completed
17	Satec Envir Engineering (I) Pvt. Ltd.	F&V	Nashik	20 th September, 2013	22.62	7.41	5.47	Completed
18	Shivtirth Dairy & Agro Producers Company Ltd.	Dairy	Sangli	20 th September, 2013	8.20	2.45	2.45	Completed
19	Sunfresh Agro Industries Pvt. Ltd.	Dairy	Ahmednagar	20 th September, 2013	46.18	9.55	9.55	Completed
20	Tirupati Balaji Agro Products Pvt. Ltd.	F&V	Pune	20 th September, 2013	50.41	7.66	7.66	Completed
21	D. J. Exports Pvt. Ltd.	F&V	Thane, Pune	04 th October, 2013	18.31	5.19	5.19	Completed
22	Forstar Frozen Food Pvt. Ltd.	Fishery	Navi Mumbai	04 th October, 2013	36.68	10.00	10.00	Completed
23	Global Foods	Pulses, F&V, Spices	Nagpur	04 th October, 2013	24.28	9.55	9.55	Completed
24	Vaishvik Foods Pvt. Ltd.	F&V	Satara	04 th October, 2013	26.53	7.39	7.39	Completed
25	Swaraj India Industries Ltd.	Dairy	Satara	20 th November, 2013	26.21	8.46	8.46	Completed
26	Gonglu Agro Pvt. Ltd.	F&V	Nashik	22 nd May, 2015	20.47	7.69	7.69	Completed
27	Western Superfresh Corporation	Meat, Poultry & Dairy	Raigad	22 nd May, 2015	38.70	8.46	8.46	Completed
28	Rishi Ice and Cold Storage Pvt. Ltd.	F&V	Navi Mumbai	30 th September, 2016	24.87	7.85	7.85	Completed
29	Farmico Cold Storage Pvt. Ltd.	F&V	Nagpur	17 th April, 2017	31.29	7.83	5.08	Completed
30	Anant Dudh Pvt. Ltd.	Dairy	Pune	17 th April, 2017	27.41	7.25	4.71	Under implementation
31	Prabhat Dairy Ltd.	Dairy	Srirampur	17 th April, 2017	26.48	8.44	8.44	Completed
32	P.D. Shah and Sons Cold Storage Pvt. Ltd.	F&V	Satara	17 th April, 2017	27.09	4.05	4.05	Completed

S. No.	Project	Sector	District	Date of approval	Project Cost (₹ in crore)	Approved Amount of Grant-in-Aid, (₹ in crore)	Amount of Grant-in-Aid, released (₹ in crore)	Physical Progress
33	Manganga Dairy Industries	Dairy	Solapur	17 th April, 2017	6.07	1.53	1.53	Completed
34	Kisan Mitra Cold Storage Private Limited	F&V	Latur	17 th April, 2017	17.96	3.75	3.75	Completed
35	Balmer Lawrie & Co. Ltd.	F&V	Raigad	19 th April, 2017	57.27	7.46	4.70	Completed
36	Vaishno Devi Food Products Pvt. Ltd.	Dairy	Osmanabad	19 th April, 2017	23.80	10.00	6.50	Completed
37	Seasaga Enterprises Pvt. Ltd.	Marine	Raigad	19 th April, 2017	51.46	10.00	10.00	Completed
38	Swapnapurti Food Products Pvt. Ltd.	Dairy	Chandrapur	19 th April, 2017	7.59	2.53	2.53	Completed
39	Sri Sri Milk and Food Product	Dairy	Pune	19 th April, 2017	12.88	4.21	2.74	Completed
40	Nature Delight Dairy & Dairy Products Private Limited	Dairy	Pune	20 th April, 2017	37.61	9.54	9.54	Completed
41	Kool Solutions India Pvt. Ltd.	Mixed	Mumbai	20 th April, 2017	64.90	9.25	9.25	Completed
42	RGA Fresh Fruits Pvt. Ltd.	F&V	Thane	25 th April, 2017	37.90	8.19	8.19	Completed
43	Siva Sai Exports	F&V	Nashik	25 th April, 2017	27.84	10.00	10.00	Completed
44	Royal Cold Chain	F&V	Solapur	25 th April, 2017	27.49	6.20	4.03	Completed
45	Varun Agro Processing Foods Private Limited	F&V	Nashik	25 th April, 2017	28.35	7.25	4.70	Completed
46	Vaishnavi Grape & Pomegranate Processing Pvt. Ltd.	F&V	Solapur	03 rd May, 2017	24.32	9.96	6.47	Completed
47	Icee Box Integrated Cold Chain	F&V	Nagpur	29 th January, 2018	14.26	3.03	0.76	Under implementation
48	Fortune Dairy Industries Pvt. Ltd.	Dairy	Pune	17 th April, 2017	31.81	7.46	5.43	Completed
49	Taksh Cold Chain	F&V	Amravati	15 th February, 2018	22.56	9.99	6.49	Completed

S. No.	Project	Sector	District	Date of approval	Project Cost (₹ in crore)	Approved Amount of Grant-in-Aid, (₹ in crore)	Amount of Grant-in-Aid, released (₹ in crore)	Physical Progress
50	VKM Foods Private Limited	Marine	Thane	12 th April, 2018	16.25	5.50	3.58	Completed
51	Polisetty Somasundaram Agro Exports	F&V	Nashik	30 th October, 2018	30.36	10.00	6.50	Under implementation
52	Healthy Foods	Dairy	Nashik	31 st October, 2018	10.11	3.60	2.34	Under implementation
53	DJ Exports Pvt. Ltd.	F&V	Nashik	05 th November, 2018	14.87	4.02	2.65	Under implementation
54	Sam Agri Fresh Pvt. Ltd.	F&V	Nashik	06 th November, 2018	18.90	5.83	3.91	Under implementation
55	Dairy Power Limited	Dairy	Nashik	08 th November, 2018	44.80	10.00	6.50	Under implementation
56	Heritage Foods Limited	Dairy	Palghar	13 th November, 2018	46.06	10.00	2.50	Under implementation
57	Yashganga Cold Storage and Food Processing	F&V	Pune	11 th December, 2018	21.00	8.68	5.64	Under implementation
58	PMD Milk and Foods	Dairy	Pune	27 th December, 2018	15.61	4.66	1.16	Under implementation
59	Elaf Cold Storage	Fishery	Navi Mumbai	18 th January, 2019	29.99	10.00	2.50	Under implementation
60	Agastyaa Infracon	RTE	Nashik	07 th January, 2019	26.04	7.51	0.00	Under implementation
61	Kalya Exports	F&V	Nashik	07 th January, 2019	24.15	4.79	1.20	Under implementation
62	Indapur Dairy & Milk Products Ltd.	Dairy	Pune	23 rd January, 2019	50.00	8.77	5.70	Completed
63	Trimurti Dairy Farm	Dairy	Pune	18 th March, 2019	5.39	0.88	0.22	Under implementation
TOTAL					1684.45	443.59	364.02	
MANIPUR TOTAL 1, COMPLETED 1, ONGOING 0								
1	Associate Action for Progressive Dev. Society	F&V	Senapati	26 th May, 2011	18.49	9.96	9.96	Completed
TOTAL					18.49	9.96	9.96	

S. No.	Project	Sector	District	Date of approval	Project Cost (₹ in crore)	Approved Amount of Grant-in-Aid, (₹ in crore)	Amount of Grant-in-Aid, released (₹ in crore)	Physical Progress
MIZORAM TOTAL 2, COMPLETED 2, ONGOING 0								
1	Mizofa Fish Seed Farm	Fishery	Aizawl	11 th November, 2011	5.20	3.03	3.03	Completed
2	Zoram Fish Seeds Production Centre	Fishery	Aizawl	30 th July, 2012	17.26	9.74	9.74	Completed
TOTAL					22.46	12.77	12.77	
NAGALAND TOTAL 2, COMPLETED 1, ONGOING 1								
1	Nagaland Integrated Cold Chain	F&V, Meat & Fishery	Dimapur	17 th April, 2017	18.59	6.98	6.98	Completed
2	T J Foods	Meat & Poultry	Dimapur		12.80	5.50	0.00	Under implementation
TOTAL					31.39	12.48	6.98	
ODISHA TOTAL 3, COMPLETED 2, ONGOING 1								
1	Om Oil & Flour Mills Ltd.	RTE	Cuttak	20 th September, 2013	13.45	2.08	2.08	Completed
2	Falcon Marine Exports Limited	Fishery	Balasore	17 th April, 2017	77.18	10.00	10.00	Completed
3	Highland Agro	Marine	Balasore	19 th July, 2019	53.08	10.00	6.50	Under implementation
TOTAL					143.71	22.08	18.58	
PUNJAB TOTAL 21, COMPLETED 15, ONGOING 6								
1	B.D. Agro	F&V	Kapurthala	25 th May, 2011	22.64	9.84	9.84	Completed
2	Alchemist Foods Ltd.	Meat	Ropar	27 th February, 2012	40.71	3.05	3.05	Completed
3	International Fresh Farm Products (India) Ltd.	F&V	Sangrur	20 th July, 2012	28.81	7.26	7.26	Completed
4	Kool Tech Infra & Logistics	F&V	Kapurthala	04 th October, 2013	24.90	9.38	9.38	Completed
5	Pagro Frozen Foods Pvt. Ltd.	F&V	Fatehgarh Sahib	04 th October, 2013	40.00	10.00	10.00	Completed

S. No.	Project	Sector	District	Date of approval	Project Cost (₹ in crore)	Approved Amount of Grant-in-Aid, (₹ in crore)	Amount of Grant-in-Aid, released (₹ in crore)	Physical Progress
6	Supreme Agro Foods Pvt. Ltd.	Dairy	Ludhiana	04 th October, 2013	31.17	8.07	8.07	Completed
7	Resource Foods Pvt. Ltd.	F&V	Patiala	06 th December, 2013	21.56	7.30	7.30	Completed
8	Chanakya Dairy Products Limited	Dairy	Fatehgarh Sahib	22 nd May, 2015	31.00	10.00	10.00	Completed
9	K.F. Milk Foods	Dairy	Jalandhar	22 nd May, 2015	26.83	3.83	3.83	Completed
10	Sangha Refrigeration	F&V	Jalandhar	22 nd May, 2015	26.21	10.00	10.00	Completed
11	Goyal Farm Fresh	F&V	Mohali/ Shimla	11 th April, 2017	26.20	9.50	9.50	Completed
12	Asianlak Health Foods Ltd.	F&V	Ludhiana	17 th April, 2017	22.77	7.59	1.90	Under implementation
13	Kathpal Dairies Unit-II	Dairy	Moga	19 th April, 2017	11.31	3.56	3.56	Completed
14	Siberian Tiger Foods	F&V	Amritsar	25 th April, 2017	12.96	4.66	4.66	Completed
15	Pagro Frozen Foods Pvt. Ltd.	F&V	Fatehgarh Sahib	02 nd May, 2017	12.00	3.98	3.98	Completed
16	Hargur Milk Products Private Limited	Dairy	Patiala	09 th March, 2018	10.94	3.30	2.15	Under implementation
17	A. S. Frozen Foods	F&V	Nawanshahr	29 th October, 2018	17.31	6.50	4.17	Under implementation
18	PRS Milk Products Pvt. Ltd.	Dairy	Fatehgarh Sahib	05 th November, 2018	3.90	1.38	0.35	Under implementation
19	Native Farm Food	Dairy	Fazilka	19 th July, 2019	1.47	0.71	0.18	Under implementation
20	Vishwas Milk Products Pvt. Ltd.	Dairy	Gurdaspur	19 th July, 2019	5.63	2.08	0.00	Under implementation
21	P. Star Agro Products	F&V	Hoshiarpur	23 rd November, 2020	16.12	11.22	0.00	Under implementation
TOTAL					434.44	133.20	109.18	

S. No.	Project	Sector	District	Date of approval	Project Cost (₹ in crore)	Approved Amount of Grant-in-Aid, (₹ in crore)	Amount of Grant-in-Aid, released (₹ in crore)	Physical Progress
RAJASTHAN TOTAL 13, COMPLETED 10, ONGOING 3								
1	Jhunsons Chemicals Pvt. Ltd.	Irradiation	Alwar	20 th January, 2009	17.73	7.06	7.06	Completed
2	Shiv Health Foods LLP	Dairy	Kota	04 th October, 2013	33.00	6.59	6.59	Completed
3	Shree Shubham Logistics Ltd.	F&V	Kota	27 th November, 2013	28.41	8.48	8.48	Completed
4	Fidelo Farms Private Limited	Dairy	Jaipur	22 nd May, 2015	2.50	0.83	0.83	Completed
5	B. L. Agro Industries	F&V	Bikaner	11 th April, 2017	14.29	4.35	4.35	Completed
6	Dev Milk Foods Pvt. Ltd.	Dairy	Jaipur	17 th April, 2017	29.21	5.94	5.94	Completed
7	Friends Agro Industries	F&V	Bundi	20 th April, 2017	23.43	8.74	5.30	Completed
8	Nokha Agrotech Pvt. Ltd.	F&V, Spices	Bikaner	20 th April, 2017	41.09	7.66	7.66	Completed
9	Raghunandan Cold Chamber LLP	F&V	Dholpur	26 th April, 2017	20.06	5.47	5.47	Completed
10	Rajendra & Ursula Joshi Food Industries Pvt. Ltd.	Dairy	Jaipur	24 th January, 2018	53.73	9.28	9.28	Completed
11	Satyam Food Processing Company	Dairy	Hanumangarh	22 nd July, 2019	10.79	3.40	2.02	Under implementation
12	Gandhinagar District Cooperative Milk Producers Union Limited	Dairy	Udaipur	28 th September, 2020	27.50	10.00	0.00	Under implementation
13	Mewar Foods Private Limited	Dairy	Jaipur	22 nd September, 2020	15.84	5.74	0.00	Under implementation
TOTAL					317.58	83.53	62.98	
TAMIL NADU TOTAL 18, COMPLETED 9, ONGOING 9								
1	Farm Fresh Banana	F&V	Theni	02 nd February, 2009	15.54	6.06	6.06	Completed
2	Frozen Fruits & Vegetables	F&V	Metttu-palayam	25 th May, 2011	25.34	7.17	7.17	Completed

S. No.	Project	Sector	District	Date of approval	Project Cost (₹ in crore)	Approved Amount of Grant-in-Aid, (₹ in crore)	Amount of Grant-in-Aid, released (₹ in crore)	Physical Progress
3	SKM Animal Feeds and Foods (India) Limited	Meat	Chennai, Coimbatore, Madurai, Hosur, Trichy, Tuticorin, Salem	22 nd May, 2015	24.75	4.85	4.85	Completed
4	Marble Valley Foods and Beverages Private Limited	Marine	Tirunilveli	19 th April, 2017	32.47	8.24	8.24	Completed
5	ABT Industries Limited	Dairy	Coimbatore	20 th April, 2017	38.93	10.00	6.30	Completed
6	Hatsun Agro Product Ltd.	Dairy	Kanchipuram & Palacode	02 nd May, 2017	47.67	10.00	10.00	Completed
7	Aachi Masala Foods Pvt. Ltd.	F&V	Thiruvallur	04 th May, 2017	45.57	8.14	8.14	Completed
8	Monsoon Bounty Foods Manufacturing Pvt. Ltd.	Marine	Thiruvallur	18 th August, 2017	11.37	3.42	3.42	Completed
9	Cocoland Agro Pvt. Ltd.	Dairy	Coimbatore	17 th April, 2018	9.66	3.07	2.00	Under implementation
10	The Salem District Cooperative Milk Producers Union Ltd.	Dairy	Salem	13 th November, 2018	47.40	1.43	0.36	Under implementation
11	Swami Chickens Pvt. Ltd.	Meat	Dindigul	24 th July, 2019	48.56	10.00	6.50	Under implementation
12	Shanthi Feeds Pvt. Ltd.	Meat	Dindigul	24 th July, 2019	46.70	10.00	6.50	Under implementation
13	ABC Fruits	F&V	Krishnagiri	24 th July, 2019	28.59	10.00	0.00	Under implementation
14	Treesas Food Crafts Pvt. Ltd.	Dairy	Dharmapuri	24 th July, 2019	45.10	6.60	0.00	Under implementation
15	Sivasakthi Milk Dairy	Dairy	Erode	28 th September, 2020	16.75	5.04	0.00	Under implementation
16	GRB Dairy Foods Private Limited	Dairy	Dindigul	22 nd September, 2020	24.24	6.53	0.00	Under implementation
17	Gamma Tech India Private Limited	Irradiation	Tuticorin	28 th September, 2020	20.11	6.26	0.00	Under implementation
18	Swathi Hatcheries	Meat & Poultry	Dindigul	28 th September, 2020	40.32	10.00	0.00	Under implementation
TOTAL					569.07	126.81	69.54	

S. No.	Project	Sector	District	Date of approval	Project Cost (₹ in crore)	Approved Amount of Grant-in-Aid, (₹ in crore)	Amount of Grant-in-Aid, released (₹ in crore)	Physical Progress
TELANGANA TOTAL 11, COMPLETED 5, ONGOING 6								
1	Creamline Dairy Products Ltd.	Dairy	Hyderabad	28 th January, 2009	23.86	9.75	9.75	Completed
2	Dodla Dairy Ltd.	Dairy	Rangareddy	13 th July, 2012	32.00	6.00	4.08	Completed
3	Prasad Seeds Pvt. Ltd.	F&V	Medak	20 th September, 2013	30.82	9.72	9.72	Completed
4	Gubba Cold Private Limited	F&V	Rangareddy	11 th April, 2017	24.99	8.87	5.77	Under implementation
5	Prima Foodtech Private Limited	F&V	Medak	12 th April, 2017	29.37	6.95	6.95	Completed
6	Srinivasa Farms Pvt. Ltd.	Poultry	Medak	24 th January, 2018	34.99	5.24	5.24	Completed
7	Chandana Milk Products	Dairy	Vikarabad	06 th November, 2018	28.96	10.00	2.50	Under implementation
8	Karimnagar Milk Producer Company Ltd.	Dairy	Karimnagar	06 th November, 2018	63.06	10.00	2.50	Under implementation
9	Vallhabha Milk Products Pvt. Ltd.	Dairy	Yadadri Bhavanagiri	09 th November, 2018	31.94	7.88	1.67	Under implementation
10	Sneha Farms Private Limited	Meat/Poultry	Mehboobnagar	22 nd July, 2019	64.09	10.00	0.00	Under implementation
11	EM Global LLP	F&V	Rangareddy	23 rd November, 2020	26.71	5.86	0.00	Under implementation
TOTAL					390.79	90.27	48.18	
UTTAR PRADESH TOTAL 23, COMPLETED 16, ONGOING 7								
1	Impartial Agrotech Pvt. Ltd.	Irradiation	Unnao	25 th May, 2011	14.79	6.31	6.31	Completed
2	Imperial Frozen Food	F&V	Agra	01 st June, 2011	9.93	3.60	3.60	Completed
3	Rajshree Integrated Cold Chain Projects	F&V	Gautam Buddh Nagar	01 st June, 2011	22.57	10.00	10.00	Completed
4	Akashdeep Cold Storage Pvt. Ltd.	Dairy	Kanpur Dehat	22 nd August, 2012	27.06	2.85	2.85	Completed

S. No.	Project	Sector	District	Date of approval	Project Cost (₹ in crore)	Approved Amount of Grant-in-Aid, (₹ in crore)	Amount of Grant-in-Aid, released (₹ in crore)	Physical Progress
5	MKC Agro Fresh Ltd.	F&V	Gautam Buddh Nagar	20 th September, 2013	36.55	10.00	10.00	Completed
6	Gopaljee Dairy Prodcuts Pvt. Ltd.	Dairy	Panchsheel Nagar	04 th October, 2013	41.20	9.80	9.80	Completed
7	S.R. Food Chain	F&V	Shahjahanpur	22 nd May, 2015	19.95	8.65	6.49	Under implementation
8	Shree Balaji Foods	F&V	Agra	22 nd May, 2015	23.47	10.00	10.00	Completed
9	Vedant Edible Products Pvt. Ltd.	F&V	Auraiya	22 nd May, 2015	18.47	7.98	7.98	Completed
10	AOV Exports Pvt. Ltd.	Meat	Unnao	11 th April, 2017	33.59	7.45	7.45	Completed
11	Cre mica Food Industries Limited	F&V	Gautam Buddh Nagar	11 th April, 2017	38.11	10.00	2.12	Under implementation
12	R. C. Foods	F&V	Badaun	17 th April, 2017	27.15	9.74	9.74	Completed
13	Manglam Milk India Pvt. Ltd.	Dairy	Allahabad	17 th April, 2017	19.28	7.62	4.89	Completed
14	Shiva and Sons Agro Products	Dairy	Ballia	19 th April, 2017	14.23	5.21	3.38	Under implementation
15	Mrs. Bectors Food Speciality Ltd.	F&V	Gautam Buddh Nagar	20 th April, 2017	26.10	9.69	6.18	Completed
16	NUFARM Foods	F&V	Amroha	20 th April, 2017	25.62	9.19	9.19	Completed
17	Sheetal Agro Food Park Private Limited	F&V	Raibareli	25 th April, 2017	21.60	8.47	5.50	Completed
18	SPY Frozen Foods Private Limited	F&V	Etawah	25 th April, 2017	23.97	9.67	6.28	Completed
19	Shanti Sheet Grah Private Limited	F&V	Jalaun	27 th April, 2017	26.24	8.48	8.48	Completed
20	Raj Frozen Products	F&V	Jalaun	12 th October, 2018	23.53	9.13	2.29	Under implementation
21	Solas Industries	Irradiation	Mathura	28 th December, 2018	22.76	6.18	1.54	Under implementation

S. No.	Project	Sector	District	Date of approval	Project Cost (₹ in crore)	Approved Amount of Grant-in-Aid, (₹ in crore)	Amount of Grant-in-Aid, released (₹ in crore)	Physical Progress
22	Arvind Dairy Private Limited	Dairy	Hapur	28 th September, 2020	24.59	5.77	0.00	Under implementation
23	Bright Food Industries	F&V	Rampur	23 rd November, 2020	19.21	6.81	0.00	Under implementation
TOTAL					559.66	183.67	143.44	
UTTARAKHAND TOTAL 27, COMPLETED 18, ONGOING 9								
1	Bio Life Foods Pvt. Ltd.	F&V	Nainital	13 th February, 2009	17.71	9.81	9.81	Completed
2	Brar Frozen Foods	F&V	Udham Singh Nagar	25 th May, 2011	14.80	7.07	7.07	Completed
3	Sharda Agri Foods Pvt. Ltd.	F&V	Udham Singh Nagar	26 th July, 2012	17.40	9.82	9.82	Completed
4	Aalishan International Pvt. Ltd.	F&V	Udham Singh Nagar	20 th September, 2013	16.83	10.00	10.00	Completed
5	Bajpai Refrigerating and Bakers Co.	F&V	Udham Singh Nagar	20 th September, 2013	15.54	8.85	8.85	Completed
6	Cheema Frozen Foods	F&V	Udham Singh Nagar	20 th September, 2013	14.00	8.69	8.69	Completed
7	Rajshree Milk Products	Dairy	Udham Singh Nagar	04 th October, 2013	18.39	7.58	7.58	Completed
8	Rana Frozen Foods	F&V	Haridwar	04 th October, 2013	16.88	10.00	10.00	Completed
9	Shri Ram Solvent Extraction Pvt. Ltd.	F&V	Udham Singh Nagar	07 th October, 2013	12.38	7.56	7.56	Completed
10	Konark Industries	F&V	Udham Singh Nagar	18 th October, 2013	19.97	8.98	8.98	Completed
11	Gupta Agro Products	F&V	Haridwar	22 nd May, 2015	26.42	10.00	10.00	Completed
12	Aveena Milk Products	Dairy	Haridwar	22 nd May, 2015	21.98	7.50	7.50	Completed
13	B. P. Frozen Foods	F&V	Udham Singh Nagar	22 nd May, 2015	17.25	10.00	10.00	Completed
14	Neutrons Agri Produce	F&V	Udham Singh Nagar	22 nd May, 2015	16.26	9.71	9.71	Completed

S. No.	Project	Sector	District	Date of approval	Project Cost (₹ in crore)	Approved Amount of Grant-in-Aid, (₹ in crore)	Amount of Grant-in-Aid, released (₹ in crore)	Physical Progress
15	Powercon Industries Limited	F&V	Udham Singh Nagar	22 nd May, 2015	16.98	7.94	7.94	Completed
16	Pal Frozen Foods	F&V	Nainital	05 th September, 2016	16.12	10.00	10.00	Completed
17	Mohyal Foods Private Limited	F&V	Haridwar	15 th February, 2018	16.82	9.71	7.98	Completed
18	S. K. Frozen Foods	F&V	Udham Singh Nagar	16 th February, 2018	15.6	9.49	6.17	Under implementation
19	Shanti Frozen Foods	F&V	Udham Singh Nagar	16 th February, 2018	17.54	10.00	6.50	Under implementation
20	Stellar Cold Chain Inc.	RTE	Kashipur	16 th February, 2018	18.03	9.65	9.65	Completed
21	Agarwal Frozen Foods	F&V	Udham Singh Nagar	09 th March, 2018	16.75	6.96	4.29	Under implementation
22	Anand Foods	F&V	Udham Singh Nagar	26 th October, 2018	23.14	10.00	6.50	Under implementation
23	Shri Ram Solvent Extractions Pvt. Ltd.	RTE	Udham Singh Nagar	05 th November, 2018	14.00	8.52	5.54	Under implementation
24	Jai Kissan Foods	F&V	Udham Singh Nagar	17 th December, 2018	23.01	10.00	6.50	Under implementation
25	RK Food Products	F&V	Udham Singh Nagar	23 rd November, 2020	18.33	10.00	0.00	Under implementation
26	Nature Frozen Foods	F&V	Udham Singh Nagar	23 rd November, 2020	14.92	9.67	0.00	Under implementation
27	Always Fresh Fruits CA Store	F&V	Nainital	23 rd November, 2020	21.50	9.97	0.00	Under implementation
TOTAL					478.55	247.47	196.64	
WEST BENGAL TOTAL 12, COMPLETED 8, ONGOING 4								
1	Ascon Agro Products Exporters & Builders Pvt. Ltd.	F&V	Hooghly	27 th March, 2009	21.27	6.44	6.44	Completed
2	Keventer Agro Ltd.	F&V	North 24 Parganas	25 th May, 2011	31.11	7.30	7.30	Completed
3	Prime Cold Stores Pvt. Ltd.	F&V	Howrah	24 th May, 2011	20.02	4.44	4.44	Completed
4	Basukinath Food Processors Pvt. Ltd.	F&V	Paschim Medinipur	08 th June, 2011	33.92	5.09	5.09	Completed

S. No.	Project	Sector	District	Date of approval	Project Cost (₹ in crore)	Approved Amount of Grant-in-Aid, (₹ in crore)	Amount of Grant-in-Aid, released (₹ in crore)	Physical Progress
5	Shimla Horticulture	F&V	Howrah	05 th December, 2011	14.80	4.27	4.27	Completed
6	Amicus Healthcare Services and Solution Pvt. Ltd.	F&V	South 24 Parganas	25 th July, 2012	16.28	4.45	4.45	Completed
7	Revati Commercial Pvt. Ltd.	F&V	Hooghly	28 th May, 2015	17.41	7.16	7.16	Completed
8	Megaa Moda Pvt. Ltd.	Marine	Howrah	20 th April, 2017	35.28	8.27	8.27	Completed
9	NDM Sea Food Processors and Exporters Private Limited	Marine	Hooghly	29 th October, 2018	36.08	10.00	6.50	Under implementation
10	Shalimar Hatcheries Limited	Meat	Bardhaman	05 th November, 2018	28.78	8.81	2.20	Under implementation
11	Sagar Multipurpose Storage Pvt. Ltd.	Marine	Howrah	19 th July, 2019	15.46	4.60	0.00	Under implementation
12	Pasupati Aquatics Pvt. Ltd.	Marine	Medinipur	22 nd July, 2019	49.50	10.00	6.50	Under implementation
TOTAL					319.91	80.83	62.62	
					8957.09	2496.26	1719.49	



ANNEXURE-V

List of State-wise approved food processing units under CEFPPC Scheme (As on 31st December, 2020)

S. No.	Name of the applicant	Location	District	State/UT	Sector	Date of approval	Project Cost (₹ in crore)	Approved grant (₹ in crore)	Released amount (₹ in crore)	Status
1	M/s Natures Cane Foods LLP	APIIC Mega Food Park, Mallavalli, Bapulapadu, Mandal	Krishna	Andhra Pradesh	F&V processing	02 nd December, 2019	15.33	3.73	0.00	Under implementation
2	M/s GJ Fruit Products Pvt. Ltd.	Village Nawabupeta, Mandal Kalakada	Chittoor	Andhra Pradesh	F&V processing	03 rd December, 2019	15.8	4.75	0.00	Under implementation
3	M/s Shivtara Grains Pvt. Ltd.	APIIC Mega Food Park, Mallavalli, Bapulapadu, Mandal	Krishna	Andhra Pradesh	Grain Milling	16 th March, 2020	16.48	5.00	0.00	Under implementation
4	M/s Jallan Furkating Tea Company Pvt. Ltd.	Srini Food Park Ltd, Mogili Village, Bangarupalyam Mandal	Chittoor	Andhra Pradesh	F&V processing	16 th March, 2020	18.16	5.00	0.00	Under implementation
5	M/s Lambu Subu Food and Beverages	Village Hong, Centre, Old Ziro	Lower Subansiri	Arunachal Pradesh	F&V processing	02 nd December, 2019	13.98	5.00	0.00	Under implementation
6	M/s Nyokum Enterprise	Hollongi-Kokila Centre, Balijan	Papum Pare	Arunachal Pradesh	Consumer Products	13 th March, 2020	3.57	1.71	0.00	Under implementation
7	M/s NNMS	Hollongi-Kokila Centre, Balijan	Papum Pare	Arunachal Pradesh	Consumer Products	13 th March, 2020	3.37	1.62	0.00	Under implementation
8	M/s Sona Gold Agrochem Pvt. Ltd.	North East Mega Food Park, Tihu	Nalbari	Assam	Grain Milling	19 th December, 2018	22.3	5.00	5.00	Completed
9	M/s P L Industries Pvt. Ltd.	North East Mega Food Park, Tihu	Nalbari	Assam	Consumer Products	07 th December, 2018	4.45	1.89	1.89	Completed

S. No.	Name of the applicant	Location	District	State/UT	Sector	Date of approval	Project Cost (₹ in crore)	Approved grant (₹ in crore)	Released amount (₹ in crore)	Status
10	M/s Graintech Foods India Pvt. Ltd.	North East Mega Food Park, Tihu	Nalbari	Assam	Consumer Products	22 nd August, 2019	24.49	5.00	2.50	Under implementation
11	M/s Hygen Beverages Pvt. Ltd.	North East Mega Food Park, Tihu	Nalbari	Assam	F&V processing	02 nd December, 2019	15.48	5.00	0.00	Under implementation
12	M/s Dhansiri Nutrient Foods LLP	North East Mega Food Park, Tihu	Nalbari	Assam	Grain Milling	13 th March, 2020	17.89	5.00	0.00	Under implementation
13	M/s Homtek India Agro Foods	Village Sila, Mouza Sila Sindurighopa	Kamrup	Assam	Consumer Products	13 th March, 2020	10.82	5.00	0.00	Under implementation
14	M/s Tirupati Foods	Bye lane 1, Rampur, Palasbari, (DFP)	Guwahati	Assam	Grain Milling	09 th June, 2020	13.62	5.00	2.50	Under implementation
15	M/s Swastik Roller Flour Mill	Village Kochpara, Mouza Chayani, lies in the ICR,	Kamrup	Assam	Grain Milling	09 th June, 2020	18.22	5.00	0.00	Under implementation
16	M/s Subh Karan Food Park	APC at Humdumpur, Kochpara, Mirza,	Kamrup	Assam	Grain Milling	09 th June, 2020	11.18	5.00	0.00	Under implementation
17	M/s Shyam Foods	APC at Humdumpur, Kochpara, Mirza,	Kamrup	Assam	Consumer Products	09 th June, 2020	2.59	0.71	0.00	Under implementation
18	M/s Raja Food and Proteins	Village Dipota, Mouza-Bhairabpad Tezpur, in Surindera Agro Processing Cluster	Sonitpur	Assam	Consumer Products	27 th July, 2020	6.25	2.05	0.00	Under implementation

S. No.	Name of the applicant	Location	District	State/UT	Sector	Date of approval	Project Cost (₹ in crore)	Approved grant (₹ in crore)	Released amount (₹ in crore)	Status
19	M/s Shanti Agrovet Industries	Village Dipota, Mouza-Bhairabpad Tezpur, in Surindera Agro Processing Cluster	Sonitpur	Assam	Grain Milling (Animal Feed)	27 th July, 2020	11.30	4.62	0.00	Under implementation
20	M/s Imperial Delicacies	Surindera Agro Processing Cluster NH - 15, Depota, Tezpur	Sonitpur	Assam	Consumer Products	08 th December, 2020	13.28	5.00	0.00	Under implementation
21	M/s Subh Karan Food Park	Humdumpur, Kochpara, Mirza in Subh Karn APC	Kamrup	Assam	Grain Milling	27 th July, 2020	14.26	5.00	0.00	Under implementation
22	M/s HAR HAR Foods & Beverages	North East Mega Food Park Ltd. Nathkuchi, Tihu	Nalbari	Assam	F&V processing	27 th July, 2020	10.93	4.97	0.00	Under implementation
23	M/s Natraja Nutrifeed Pvt. Ltd.	Pristine Mega Food Park, Mansi,	Khagaria	Bihar	Grain Milling	25 th July, 2019	23.21	5.00	2.50	Under implementation
24	M/s Sanghvi Food Products	Plot No. 2-12A, CSIIDC, Sector-1, Food Park, Bagaod	Dhamtari	Chhattisgarh	Grain Milling	13 th April, 2018	26.00	5.00	5.00	Completed
25	M/s Switz International	Panchal Udhog Nagar, Village Bhimpore, Nani,	Daman	Daman & Diu	Consumer Products	16 th March, 2020	26.34	3.64	0.00	Completed
26	M/s Goa Bagayatdar Sahakari Kharedi Vikri Sanustha Maryadit	Plot No. 28, Honda Industrial Estate	North Goa	Goa	Consumer Products	09 th July, 2019	12.45	2.91	1.45	Under implementation

S. No.	Name of the applicant	Location	District	State/UT	Sector	Date of approval	Project Cost (₹ in crore)	Approved grant (₹ in crore)	Released amount (₹ in crore)	Status
27	M/s Instantly Yours Inc.	M/s Gujarat Agro Infra Food Park Pvt. Ltd. Vill. Shah Varsavi	Surat	Gujarat	Consumer Products	19 th February, 2018	14.63	4.61	4.53	Completed
28	M/s Amara Bio Extracts LLP	M/s Gujarat Agro Infra Food Park Pvt. Ltd. Vill. Shah Varsavi	Surat	Gujarat	Consumer Products	19 th February, 2018	7.65	2.3	2.3	Completed
29	M/s Poshtik Food Products LLP	M/s Gujarat Agro Infra Food Park Pvt. Ltd. Vill. Shah Varsavi	Surat	Gujarat	Consumer Products	14 th September, 2018	14.54	4.96	2.48	Under implementation
30	M/s Mai Yummy Food Products	M/s Gujarat Agro Infra Food Park Pvt. Ltd. Vill. Shah Varsavi	Surat	Gujarat	Consumer Products	14 th September, 2018	14.21	5.00	2.50	Under implementation
31	M/s My Choice Food Products	M/s Gujarat Agro Infra Food Park Pvt. Ltd. Vill. Shah Varsavi	Surat	Gujarat	F&V processing	14 th September, 2018	14.56	5.00	2.50	Under implementation
32	M/s Shree Hari Fruit Drinks	M/s Gujarat Agro Infra Food Park Pvt. Ltd. Vill. Shah Varsavi	Surat	Gujarat	F&V processing	31 st January, 2019	11.84	5.00	2.50	Under implementation
33	M/s Shreeji Krupa Fruit Juices	M/s Gujarat Agro Infra Food Park Pvt. Ltd. Vill. Shah Varsavi	Surat	Gujarat	F&V Processing	31 st January, 2019	13.21	5.00	2.50	Under implementation
34	M/s Blue Bird Foods India Pvt. Ltd.	M/s Gujarat Agro Infra Food Park Pvt. Ltd. Vill. Shah Varsavi	Surat	Gujarat	Consumer Products	21 st February, 2019	19.75	5.00	2.50	Under implementation

S. No.	Name of the applicant	Location	District	State/UT	Sector	Date of approval	Project Cost (₹ in crore)	Approved grant (₹ in crore)	Released amount (₹ in crore)	Status
35	M/s Amrutva Fine Foods	Plot no. 37, 38, 39 Fanidar Mega Food Park, Mehsana	Mehsana	Gujarat	Consumer Products	23 rd December, 2020	24.75	5.00	0.00	Under implementation
36	M/s Metrolike Tasty Food Products	Plot No. G-42/B, Gujarat Agro Infrastructure Mega Food Park, Village Shah & Varsavi	Surat	Gujarat	Consumer Products	29 th May, 2019	10.68	5.00	0.00	Under implementation
37	M/s Patel Retail Pvt. Ltd. (Unit-1)	Bhuj-Bhachau Highway, Village-Dudhai, Bhuj Kutch	Kutch	Gujarat	Grain Milling	09 th July, 2019	5.55	1.52	0.76	Under implementation
38	M/s Patel Retail Pvt. Ltd. (Unit-2)	Bhuj-Bhachau Highway, Village-Dudhai, Bhuj Kutch	Kutch	Gujarat	Consumer Products	09 th July, 2019	8.27	2.44	1.22	Under implementation
39	M/s Patel Retail Pvt. Ltd. (Unit-3)	Bhuj-Bhachau Highway, Village-Dudhai, Bhuj Kutch	Kutch	Gujarat	Consumer Products	09 th July, 2019	5.27	1.33	0.00	Under implementation
40	M/s Patel Retail Pvt. Ltd. (Unit-5)	Bhuj-Bhachau Highway, Village-Dudhai, Bhuj Kutch	Kutch	Gujarat	Consumer Products	09 th July, 2019	4.96	1.22	0.00	Under implementation
41	M/s Dheer Food Industries	Gujarat Agro Infrastructure Mega Food Park, Surat	Surat	Gujarat	Consumer Products	09 th July, 2019	1.63	0.68	0.34	Under implementation
42	M/s Skretting West Coast Private Limited	Gujarat Agro Infrastructure Mega Food Park, Surat	Surat	Gujarat	Grain Milling	23 rd August, 2019	38.5	5.00	0.00	Under implementation

S. No.	Name of the applicant	Location	District	State/UT	Sector	Date of approval	Project Cost (₹ in crore)	Approved grant (₹ in crore)	Released amount (₹ in crore)	Status
43	M/s Chhabee Nutricos Industries LLP	Gujarat Agro Infrastructure Mega Food Park, Surat	Surat	Gujarat	F&V Processing	23 rd August, 2019	12.09	5.00	0.00	Under implementation
44	M/s Greatvalley Agro Pvt. Ltd.	Gujarat Agro Infrastructure Mega Food Park, Surat	Surat	Gujarat	Grain Milling	23 rd August, 2019	11.99	4.97	0.00	Under implementation
45	M/s Curry Culture LLP	Gujarat Agro Infrastructure Mega Food Park, Surat	Surat	Gujarat	Consumer Products	23 rd August, 2019	14.55	4.63	0.00	Under implementation
46	M/s Athos Collagen	Gujarat Agro Infrastructure Mega Food Park, Surat	Surat	Gujarat	Fish & Marine Processing	23 rd August, 2019	11.67	5.00	2.50	Under implementation
47	M/s Go Green	Gujarat Agro Infrastructure Mega Food Park, Surat	Surat	Gujarat	F&V processing	23 rd December, 2020	11.86	5.00	0.00	Under implementation
48	M/s Bharat RTE Foods	Gujarat Agro Infrastructure Mega Food Park, Surat	Surat	Gujarat	Consumer Products	02 nd December, 2019	9.93	4.01	0.00	Under implementation
49	M/s Patel Retail Pvt. Ltd. (Unit 4)	Bhuj-Bhachau Highway, Village-Dudhai, Bhuj Kutch	Kutch	Gujarat	Consumer Products	03 rd December, 2019	7.36	2.05	0.00	Under implementation
50	M/s J R Foods & Beverages (Potato Chips)	Village Degam, B/H Gujarat hotel, Chikhli Taluka	Navsari	Gujarat	Consumer Products	01 st January, 2020	13.61	5.00	0.00	Under implementation
51	M/s J R Foods & Beverages (Hot Filled Juice)	Village Degam, B/H Gujarat hotel, Chikhli Taluka	Navsari	Gujarat	F&V Processing	01 st January, 2020	16.26	4.26	0.00	Under implementation

S. No.	Name of the applicant	Location	District	State/UT	Sector	Date of approval	Project Cost (₹ in crore)	Approved grant (₹ in crore)	Released amount (₹ in crore)	Status
52	M/s Euro India Fresh Foods Limited	Village Degam, B/H Gujarat hotel, Chikhli Taluka	Navsari	Gujarat	F&V processing	22 nd December, 2020	18.50	5.00	0.00	Under implementation
53	M/s Miloni Foods	Village Degam, B/H Gujarat hotel, Chikhli Taluka	Navsari	Gujarat	Consumer Products	22 nd December, 2020	19.09	5.00	0.00	Under implementation
54	M/s Ozico Food	Village Degam, B/H Gujarat hotel, Chikhli Taluka	Navsari	Gujarat	F&V processing	16 th March, 2020	17.86	5.00	0.00	Under implementation
55	M/s Vitanosh Ingredients Pvt. Ltd.	Gujarat Agro Infrastructure MFP, Vill-Shah & Vasravi,	Surat	Gujarat	Consumer Products	21 st July, 2020	18.63	5.00	0.00	Under implementation
56	M/s Shri Niwas Food Industries	HSI IDC Food Park, Rai	Sonipat	Haryana	Consumer Products	08 th June, 2018	27.84	5.00	2.50	Under implementation
57	M/s Rudraksh Overseas Pvt. Ltd.	Plot number 2194 E&F and 2193 D&E HSI IDC, Phase-II, Rai	Sonipat	Haryana	Consumer Products	31 st July, 2018	5.75	1.55	0.78	Under implementation
58	M/s Shri Niwas Dall & Besan Mill	HSI IDC Food Park, Rai	Sonipat	Haryana	Grain Milling	14 th September, 2018	36.75	5.00	2.12	Under implementation
59	M/s Singhal Agro India LLP	Plot No. 2248 A, Phase II, Sector 38, HSI IDC Food Park, Rai	Sonipat	Haryana	Grain Milling	26 th September, 2018	22.23	5.00	2.50	Under implementation
60	M/s A2Z Foods	Plot No 544, Sector 38, HSI IDC Food Park, Rai	Sonipat	Haryana	F&V Processing	26 th September, 2018	6	1.50	1.48	Under implementation

S. No.	Name of the applicant	Location	District	State/UT	Sector	Date of approval	Project Cost (₹ in crore)	Approved grant (₹ in crore)	Released amount (₹ in crore)	Status
61	M/s Surifresh Extract Pvt. Ltd.	Plot No. 576, HSIIDC Food Park, Rai	Sonipat	Haryana	F&V Processing	26 th September, 2018	9.56	2.80	1.40	Under implementation
62	M/s Krusha Premium Industries Pvt. Ltd.	Plot No. 2242, Phase II, Sector 38, HSIIDC Food Park, Rai	Sonipat	Haryana	F&V Processing	26 th September, 2018	6.06	1.10	0.55	Under implementation
63	M/s BTW India Pvt. Ltd.	Plot No. 2248-B, Sector-38, Phase-II, HSIIDC Food Park, Rai	Sonipat	Haryana	Consumer Products	09 th January, 2019	22	5.00	2.50	Under implementation
64	M/s Fresca Foods Pvt. Ltd.	Plot No. 515, Sector-38, Phase-I, HSIIDC Food Park, Rai	Sonipat	Haryana	F&V Processing	31 st January, 2019	7.02	2.17	2.16	Completed
65	M/s Rajat Dall Mill	Plot No. 2261, Sector 38, Phase II, Food Park, Rai	Sonipat	Haryana	Grain Milling	29 th May, 2019	8.23	1.73	0.00	Under implementation
66	M/s Food King Impex Pvt. Ltd.	Sector-38, Industrial Estate, Phase-1, Food Park, Rai	Sonipat	Haryana	F&V Processing	09 th July, 2019	4.97	1.63	0.81	Under implementation
67	M/s Shashi Beriwal and Company Pvt. Ltd.	Phase-I, Sector-38, HSIIDC Food Park, Rai	Sonipat	Haryana	F&V Processing	09 th July, 2019	14.98	4.75	2.38	Under implementation
68	M/s Fritfood Private Limited	Unit No. 36, 39, 40 and 41 at Village Kanjapura	Karnal	Haryana	Consumer Products	02 nd December, 2019	18.62	4.79	2.39	Under implementation
69	M/s Shree Shyam Snacks Food Pvt. Ltd.	Village-Jagan, Tehsil-Hisar, (APC)	Hisar	Haryana	Consumer Products	01 st January, 2020	15.13	5.00	0.00	Under implementation

S. No.	Name of the applicant	Location	District	State/UT	Sector	Date of approval	Project Cost (₹ in crore)	Approved grant (₹ in crore)	Released amount (₹ in crore)	Status
70	M/s Unimax Frozen Treat Pvt. Ltd.	HSIIDC Mega Food park, Phase III, Barhi	Sonepat	Haryana	F&V Processing	16 th March, 2020	18.57	2.88	0.00	Under implementation
71	M/s Una Miricle Foods	Cremica Mega Food Park Village-Singha	Una	Himachal Pradesh	F&V Processing	19 th February, 2018	10.07	4.46	2.13	Under implementation
72	M/s Trustable Foods Pvt. Ltd.	Cremica Mega Food Park Village-Singha	Una	Himachal Pradesh	F&V Processing	13 th April, 2018	13.57	5.00	2.50	Under implementation
73	M/s Suman Industries	Plot No. 13, Industrial Area, Bilaspur Sardar	Bilaspur	Himachal Pradesh	Consumer Products	13 th April, 2018	3.64	1.59	0.80	Under implementation
74	M/s Aromatrix Flora Pvt. Ltd.	Plot No. 242, 242-A, HPSIDC Industrial Area, Baddi	Solan	Himachal Pradesh	F&V Processing	31 st July, 2018	6.50	3.00	1.50	Under implementation
75	M/s RSN Enterprises	Plot No. 43, Industrial Area, Bilaspur Sardar	Bilaspur	Himachal Pradesh	F&V Processing	14 th September, 2018	3.60	1.59	0.79	Under implementation
76	M/s Regal Kitchen Foods Limited	Plot No. 7, Barotiwala Industrial Area, (Designated Food Park), Baddi	Solan	Himachal Pradesh	Consumer Products	07 th December, 2018	6.76	3.13	3.03	Under implementation
77	M/s Bagrrys India Limited	Plot No. 28 & 41 Industrial Area (Designated Food Park), Bhatauli Kalan, Baddi	Solan	Himachal Pradesh	Consumer Products	07 th December, 2018	7.29	2.89	1.44	Under implementation
78	M/s Mata Hanogi Agro Industry	Khata No. 98/140, Muhal Nagdhar 442, Tehsil Sadar	Mandi	Himachal Pradesh	Consumer Products	29 th May, 2019	8.5	3.51	0.00	Under implementation

S. No.	Name of the applicant	Location	District	State/UT	Sector	Date of approval	Project Cost (₹ in crore)	Approved grant (₹ in crore)	Released amount (₹ in crore)	Status
79	M/s Ahuja Sweets & Namkeen	Phase-II, Industrial Area, Sansarpur Terrace, Kangra	Kangra	Himachal Pradesh	Consumer Products	09 th July, 2019	2.15	0.73	0.00	Under implementation
80	M/s Kamdhenu Associates	Industrial Area Bilaspur, Dist.-Bilaspur	Bilaspur	Himachal Pradesh	Milk Processing	22 nd August, 2019	10.95	4.83	0.00	Under implementation
81	M/s Chander Milk Product	Industrial Area Gwalthai, Dist.-Bilaspur	Bilaspur	Himachal Pradesh	Milk Processing	22 nd August, 2019	10.82	4.87	0.00	Under implementation
82	M/s ATC	Industrial Area Gwalthai, Dist.-Bilaspur	Bilaspur	Himachal Pradesh	F&V Processing	22 nd August, 2019	8.50	3.72	0.00	Under implementation
83	M/s Jeet Brothers Food and Beverages	Industrial Area Gwalthai, Dist.-Bilaspur	Bilaspur	Himachal Pradesh	Consumer Products	03 rd October, 2019	1.50	0.61	0.00	Under implementation
84	M/s Nijjer Phytochem	Cremica Mega Food Park Village-Singha	Una	Himachal Pradesh	F&V Processing	03 rd December, 2019	11.20	4.87	0.00	Under implementation
85	M/s Jupiter Multi Fruit Processor	Phase III, Industrial Area Tahliwal	Una	Himachal Pradesh	F&V Processing	01 st January, 2020	5.23	2.61	0.00	Under implementation
86	M/s Malik Bakers	Phase-III, Industrial Area, Sansarpur Terrace, Tehsil-Jaswan	Kangra	Himachal Pradesh	Consumer Products	13 th March, 2020	4.99	2.26	0.00	Under implementation
87	M/s Him Pickle	Industrial Area Gwalthai	Bilaspur	Himachal Pradesh	Consumer Products	09 th June, 2020	3.30	1.54	0.00	Under implementation

S. No.	Name of the applicant	Location	District	State/UT	Sector	Date of approval	Project Cost (₹ in crore)	Approved grant (₹ in crore)	Released amount (₹ in crore)	Status
88	M/s Narendra Agro Industries	Industrial Area Kandrori, Kangra	Kangra	Himachal Pradesh	F&V Processing	13 th March, 2020	4.98	2.31	0.00	Under implementation
89	M/s Him Valley Foods	Industrial Area, Jitpur Baheri, Una	Una	Himachal Pradesh	F&V Processing	13 th March, 2020	7.76	3.68	0.00	Under implementation
90	M/s Shagun Dairy	VPO Balt, Tehsil Balh,	Mandi	Himachal Pradesh	Milk Processing	21 st July, 2020	5.42	2.52	0.00	Under implementation
91	M/s Farm Fresh Foods	Industrial Growth Center, Lassipora	Pulwama	Jammu & Kashmir	F&V Processing	14 th September, 2018	7.98	3.60	1.80	Under implementation
92	M/s Cuisine Agro Foods and Spices	Industrial Growth Center, Lassipora	Pulwama	Jammu & Kashmir	F&V Processing	14 th September, 2018	5.87	2.64	1.32	Under implementation
93	M/s Fruit Master Beverages	Industrial Growth Center, Lassipora	Pulwama	Jammu & Kashmir	F&V Processing	14 th September, 2018	9.50	4.09	0.00	Under implementation
94	M/s Super Star Food Products	Khunmoh Food Park (Designated Food Park), Khunmoh	Srinagar	Jammu & Kashmir	Consumer Products	26 th September, 2018	4.07	1.73	0.87	Under implementation
95	M/s Khazir Agro	SIDCO, Industrial Growth Center, Lassipora	Pulwama	Jammu & Kashmir	Meat & Poultry Processing	22 nd October, 2018	15.48	4.81	2.40	Under implementation
96	M/s Continental Agro Industries	Industrial Growth Center, (Designated Food Park), Lassipora,	Pulwama	Jammu & Kashmir	F&V Processing	07 th December, 2018	3.39	1.53	0.77	Under implementation
97	M/s Farm Preserve and Agro Processing	Industrial Growth Center, (Designated Food Park), Lassipora,	Pulwama	Jammu & Kashmir	F&V Processing	07 th December, 2018	10.83	5.00	2.50	Under implementation

S. No.	Name of the applicant	Location	District	State/UT	Sector	Date of approval	Project Cost (₹ in crore)	Approved grant (₹ in crore)	Released amount (₹ in crore)	Status
98	M/s Alpine Fruits	Industrial Growth Center, (Designated Food Park), Lassipora	Pulwama	Jammu & Kashmir	F&V Processing	09 th January, 2019	3.49	1.65	0.83	Under implementation
99	M/s Himaliyani Fruits	Industrial Growth Center, (Designated Food Park), Lassipora	Pulwama	Jammu & Kashmir	F&V Processing	31 st January, 2019	6.64	2.77	1.38	Under implementation
100	M/s Snow Fresh Agro Industries	Industrial Growth Center, (Designated Food Park), Lassipora	Pulwama	Jammu & Kashmir	F&V Processing	31 st January, 2019	6.54	3.09	1.38	Under implementation
101	M/s Fruit Farm Agro Industries	Industrial Growth Center, (Designated Food Park), Lassipora	Pulwama	Jammu & Kashmir	F&V Processing	18 th February, 2019	6.02	2.84	1.20	Under implementation
102	M/s Garden Fresh Fruit and Vegetable Industry	Plot No. 153, Industrial Estate, (Designated Food Park), Rangreth	Budgam	Jammu & Kashmir	F&V Processing	06 th March, 2019	3.82	1.89	0.94	Under implementation
103	M/s Al Rasheed Agro Impex	Food Park, SIDCO Industrial complex, Phase III, Khunmoh, Srinagar	Srinagar	Jammu & Kashmir	Consumer Products	09 th July, 2019	3.69	0.95	0.47	Under implementation
104	M/s Zum Zum Agri Fresh (Unit-2 Multi Fruit Canning Processing Line)	Zum Zum Agri Fresh (APC), Industrial Estate, Algar	Shopian	Jammu & Kashmir	F&V Processing	22 nd August, 2019	10.25	4.58	0.00	Under implementation
105	M/s Zum Zum Agri Fresh (Unit-3 Concentrate Unit)	Zum Zum Agri Fresh (APC), Industrial Estate, Algar	Shopian	Jammu & Kashmir	F&V Processing	22 nd August, 2019	10.33	5.00	0.00	Under implementation

S. No.	Name of the applicant	Location	District	State/UT	Sector	Date of approval	Project Cost (₹ in crore)	Approved grant (₹ in crore)	Released amount (₹ in crore)	Status
106	M/s Zum Zum Agri Fresh (Unit-5 Cider Processing Unit)	Zum Zum Agri Fresh (APC), Industrial Estate, Algar	Shopian	Jammu & Kashmir	F&V Processing	22 nd August, 2019	10.59	5.00	0.00	Under implementation
107	M/s Zum Zum Agri Fresh (Dehydrated F&V)	Zum Zum Agri Fresh (APC), Industrial Estate, Algar	Shopian	Jammu & Kashmir	F&V Processing	09 th June, 2020	10.30	5.00	0.00	Under implementation
108	M/s Lateef Agro Industries	Industrial Growth Center, (Designated Food Park), Lassipora	Pulwama	Jammu & Kashmir	Consumer Products	09 th June, 2020	5.16	2.13	0.00	Under implementation
109	M/s. Al Halal Foods	Industrial Growth Centre, Lassipora, Pulwama,	Pulwama	Jammu & Kashmir	Consumer Products	21 st July, 2020	6.00	1.49	0.00	Under implementation
110	M/s. Hain Future Natural Products Pvt. Ltd.	M/s Integrated Mega Food Park	Tumkur	Karnataka	F&V Processing	19 th February, 2018	36.76	5.00	4.22	Under implementation
111	M/s Petunt Food Processors Pvt. Ltd.	M/s Integrated Mega Food Park	Tumkur	Karnataka	Consumer Products	19 th February, 2018	20.85	5.00	2.50	Under implementation
112	M/s Ella Foods	M/s Innova Agri Bio Park, Malur	Kolar	Karnataka	Consumer Products	13 th April 2018	16.72	4.06	2.03	Under implementation
113	M/s Ramkrishna Industries	Plot No. 170, Navanagar Agrotech Park, Industrial Area, Sy. No. 53 & 58, Gaddanakeri Hobli Kaladgi Taluk	Bagalkot	Karnataka	Grain Milling	14 th September, 2018	6.76	1.95	0.97	Under implementation

S. No.	Name of the applicant	Location	District	State/UT	Sector	Date of approval	Project Cost (₹ in crore)	Approved grant (₹ in crore)	Released amount (₹ in crore)	Status
114	M/s Hitayu Dairy Private Limited	M/s Favorich Infra Pvt. Ltd., Bannenhalli, Bookanakere Hobli, K.R. Pet Taluk	Mandya	Karnataka	Milk Processing	22 nd December, 2020	19.64	5.00	0.00	Under implementation
115	M/s Sunrise Food Products	M/s Favorich Infra Pvt. Ltd., Bannenhalli, Bookanakere Hobli, K.R. Pet Taluk	Mandya	Karnataka	F&V processing	22 nd December, 2020	20.28	5.00	0.00	Under implementation
116	M/s Sproutlife Foods Pvt. Limited	India Food Park, Vasanthanarasapura Industrial Area, KIADB Phase -3, Kora Hobli	Tumkur	Karnataka	Consumer Products	22 nd December, 2020	15.83	5.00	0.00	Under implementation
117	M/s Sankraman Organic Foods Pvt. Ltd.	M/s Favorich Infra Pvt. Ltd., Bannenhalli, Bookanakere Hobli, K.R. Pet Taluk	Mandya	Karnataka	Consumer Products	26 th September, 2018	7.84	1.63	0.82	Under implementation
118	M/s R G Kasat Industries Pvt. Ltd.	Agro Tech. Park Industrial Area, Navanagar	Bagalkot	Karnataka	Consumer Products	22 nd October, 2018	9.06	2.55	1.27	Under implementation
119	M/s Ashwarooda Enrich Foods	Favorich Mega Food Park, Village-Bannenhalli, Mandya	Mandya	Karnataka	Consumer Products	09 th July, 2019	5.07	1.06	0.00	Under implementation
120	M/s Sri Venkatesh-wara Industries	Adakanahalli Industrial Area in Village Adakanahalli, Hobli Chikkaiahna-chatra, Taluk Nanjangud, District Mysuru	Mysuru	Karnataka	Grain Milling	09 th July, 2019	7.56	2.40	0.00	Under implementation

S. No.	Name of the applicant	Location	District	State/UT	Sector	Date of approval	Project Cost (₹ in crore)	Approved grant (₹ in crore)	Released amount (₹ in crore)	Status
121	Sri Balaji Industries	Adakanahalli Industrial Area in Village Adakanahalli, Hobli Chikkaiahna-chatra, Taluk Nanjangud, District Mysuru	Mysuru	Karnataka	Grain Milling	09 th July, 2019	6.86	2.25	1.12	Under implementation
122	M/s Avantsnature Foods Private Limited	M/s Integrated Mega Food Park	Tumkur	Karnataka	F&V Processing	02 nd December, 2019	9.33	2.45	0.00	Under implementation
123	M/s Anutham Enterprises	Mahal Bagayat KIADB Industrial Area	Vijaypur	Karnataka	F&V Processing	02 nd December, 2019	10.68	5.00	2.50	Under implementation
124	M/s Maxvita Foods (India) Pvt. Ltd.	Favorich Infra Pvt. Ltd., Bannenhalli, Bookanakere Hobli, K.R. Pet Taluk	Mandya	Karnataka	Consumer Products	16 th March, 2020	18.91	4.86	0.00	Under implementation
125	M/s Beri Agro Foods	Favorich Infra Pvt. Ltd., Bannenhalli, Bookanakere Hobli, K.R. Pet Taluk	Mandya	Karnataka	Grain Milling	16 th March, 2020	19.42	5.00	0.00	Under implementation
126	M/s Agro Cluster (Unit-II)	Tidagundi Village, Taluka	Vijaypur	Karnataka	Consumer Products	08 th December, 2020	10.48	5.00	0.00	Under implementation
127	M/s Agro Cluster (Unit-I)	Tidagundi Village, Taluka & District Vijaypur,	Vijaypur	Karnataka	Milk Processing	09 th June, 2020	10.58	5.00	0.00	Under implementation
128	M/s Protech Organo Foods Pvt. Ltd.	KSIDC Mega Food Park, Pallipuram Village Cherthala	Alappuzha	Kerala	Fish & Marine Processing	19 th February, 2018	20.35	4.91	4.14	Under implementation

S. No.	Name of the applicant	Location	District	State/UT	Sector	Date of approval	Project Cost (₹ in crore)	Approved grant (₹ in crore)	Released amount (₹ in crore)	Status
129	M/s Cacobebean Chocolate Factory Pvt. Ltd.	No. 508, (KINFRA Small Industrial Park), Village Muzhavanoor, Taluk Kunnathunadu	Ernakulam	Kerala	Consumer Products	26 th September, 2018	14.86	4.28	2.14	Under implementation
130	M/s Anthocyanin Naturals India Pvt. Ltd.	KINFRA Mega Food Park, Survey No. 236/2 Part, 236/3 Part, 237 Part, 238/2 Part, Village Elappully	Palakkad	Kerala	Consumer Products	09 th January, 2019	18.77	3.63	1.81	Under implementation
131	M/s Maak Natural Extractors Pvt. Ltd.	KINFRA Mega Food Park, Re-Survey No. 230/1 Part, 237 Part, 238/2 Part, Village Elappully	Palakkad	Kerala	Consumer Products	31 st January, 2019	17.86	4.51	2.26	Under implementation
132	M/s Leaven Essentials Private Limited	Village & Taluk, Palakkad (KINFRA Mega Food Park)	Palakkad	Kerala	Consumer Products	25 th July, 2019	8.25	1.77	0.88	Under implementation
133	M/s AI Marine Products India Private Limited	KSIDC Mega Food Park, Village Pallipuram, Taluk Cherthala	Alappuzha	Kerala	Fish & Marine Processing	22 nd August, 2019	15.76	4.81	2.41	Under implementation
134	M/s Grand Marine Exim	KSIDC Mega Food Park, Village Pallipuram, Taluk Cherthala	Alappuzha	Kerala	Fish & Marine Processing	03 rd October, 2019	23.58	5.00	0.00	Under implementation

S. No.	Name of the applicant	Location	District	State/UT	Sector	Date of approval	Project Cost (₹ in crore)	Approved grant (₹ in crore)	Released amount (₹ in crore)	Status
135	M/s Bioingredia Natural Private Limited	Village & Taluk, Palakkad (KINFRA Mega Food Park)	Palakkad	Kerala	Consumer Products	02 nd December, 2019	7.11	2.19	0.00	Under implementation
136	M/s Flavco Natural Products Private Limited	Village & Taluk, Palakkad (KINFRA Mega Food Park)	Palakkad	Kerala	Consumer Products	02 nd December, 2019	5.57	1.64	0.82	Under implementation
137	M/s Grain N Grace Food Ingredient Manufacturing Pvt. Ltd.	Village & Taluk, Palakkad (KINFRA Mega Food Park)	Palakkad	Kerala	Consumer Products	16 th March, 2020	12.09	3.47	1.74	Under implementation
138	M/s Perfetto Naturals Pvt. Ltd.	APC, Anhanikunnu, Neervaram, P.O,	Wayanad	Kerala	Consumer Products	09 th June, 2020	8.31	2.30	0.00	Under implementation
139	M/s Chendayad Granites Pvt. Ltd.	Ajannikunnu, Neervaram PO, Panamaram (in APC)	Wayanad	Kerala	Consumer Products	21 st July, 2020	13.31	5.00	0.00	Under implementation
140	M/s Jayanti SMP Tea Private Limited	KINFRA Mega Food Park, Palakkad, Kerala	Palakkad	Kerala	Consumer Products	17 th August, 2020	20.50	5.00	0.00	Under implementation
141	M/s Sunder Food Products	MPAKVN (DFP), Growth center, Boregaon, Tha.-Sausa	Chhindwara	Madhya Pradesh	Consumer Products	08 th June, 2018	18.73	5.00	4.96	Under implementation
142	Frut X	Village Panwa, Kasrawad, Khargone	Khargone	Madhya Pradesh	F&V Processing	22 nd December, 2020	17.29	5.00	0.00	Under implementation
143	M/s Prashast Food Products Private Limited	Designated Food Park, Khargone	Khargone	Madhya Pradesh	Grain Milling	14 th September, 2018	24	5.00	4.34	Under implementation

S. No.	Name of the applicant	Location	District	State/UT	Sector	Date of approval	Project Cost (₹ in crore)	Approved grant (₹ in crore)	Released amount (₹ in crore)	Status
144	M/s Maneri Ice Cream	Food Park-Mandla Developed by MP Audyogik Vikas Kendra (Jabalpur) Ltd. (Designated Food Park), Maneri	Jabalpur	Madhya Pradesh	Milk Processing	07 th December, 2018	12.93	5.00	2.50	Under implementation
145	M/s Paras Milk and Food Corporation	Food Park-Mandla Developed by MP Audyogik Vikas Kendra (Jabalpur) Ltd. (Designated Food Park), Maneri	Jabalpur	Madhya Pradesh	Milk Processing	09 th January, 2019	11.20	5.00	2.50	Under implementation
146	M/s Health Plus Flavoured Milk	Plot No. 44, Sector-D, Food Park, Maneri	Jabalpur	Madhya Pradesh	Milk Processing	21 st February, 2019	11.11	5.00	0.00	Under implementation
147	M/s Parda Food LLP	Indus Mega Food Park, Khargone	Khargone	Madhya Pradesh	F&V Processing	09 th July, 2019	9.88	3.15	1.57	Under implementation
148	M/s Vibhuti Mart Pvt. Ltd.	Food Park Maneri, Village Medhi	Mandla	Madhya Pradesh	F&V Processing	25 th July, 2019	12.90	4.65	4.10	Under implementation
149	M/s Bharti Agro Cluster (Dairy Plant)	Bharti Agro Processing Cluster, Bodijunawani	Betul	Madhya Pradesh	Milk Processing	21 st July, 2020	12.46	4.73	0.00	Under implementation
150	M/s India Mega Agro Anaj Ltd. (Unit-1)	Agro Processing Cluster, D-3/1, MIDC, Krushnoor, Tq-Naigaon	Nanded	Maharashtra	Milk Processing	08 th June, 2018	5.63	1.50	0.75	Under implementation
151	M/s India Mega Agro Anaj Ltd. (Unit-2)	Agro Processing Cluster, D-3/1, MIDC, Krushnoor, Tq-Naigaon	Nanded	Maharashtra	Consumer Products	08 th June, 2018	10.18	2.56	1.28	Under implementation

S. No.	Name of the applicant	Location	District	State/UT	Sector	Date of approval	Project Cost (₹ in crore)	Approved grant (₹ in crore)	Released amount (₹ in crore)	Status
152	M/s India Mega Agro Anaj Ltd. (Unit-3)	Agro Processing Cluster, D-3/1, MIDC, Krushnoor, Tq-Naigaon	Nanded	Maharashtra	Consumer Products	08 th June, 2018	6.74	1.56	0.78	Under implementation
153	M/s India Mega Agro Anaj Ltd. (Unit-4)	Agro Processing Cluster, D-3/1, MIDC, Krushnoor, Tq-Naigaon	Nanded	Maharashtra	Consumer Products	08 th June, 2018	7.26	1.70	0.85	Under implementation
154	M/s India Mega Agro Anaj Ltd. (Unit-5)	Agro Processing Cluster, D-3/1, MIDC, Krushnoor, Tq-Naigaon	Nanded	Maharashtra	F&V Processing	08 th June, 2018	7.61	1.72	0.86	Under implementation
155	M/s Bharti Industries	Agro Processing Cluster, Village Bhowari Tehsil Kamptee	Nagpur	Maharashtra	Consumer Products	14 th September, 2018	11.95	2.67	2.67	Completed
156	M/s Bharti Foods	Agro Processing Cluster, Village Bhowari, Taluka Kamptee	Nagpur	Maharashtra	Consumer Products	26 th September, 2018	10.11	2.57	2.13	Under implementation
157	M/s Jiya Agro Exports	Agro Processing Cluster, Village Bhowari, Taluka Kamptee	Nagpur	Maharashtra	Grain Milling	26 th September, 2018	3.73	1.18	0.59	Under implementation

S. No.	Name of the applicant	Location	District	State/UT	Sector	Date of approval	Project Cost (₹ in crore)	Approved grant (₹ in crore)	Released amount (₹ in crore)	Status
158	M/s H. V. Seeds Industries	Agro Processing Cluster, Village Bhowari, Taluka Kamptee	Nagpur	Maha-rashtra	Grain Milling	22 nd October, 2018	3.60	1.06	0.53	Under implementation
159	M/s Sangale Agro Food Processing Pvt. Ltd.	Plot No. 43 Gat No. 125, Village Dhangaon, Taluk Paithan	Aurangabad	Maha-rashtra	Grain Milling	09 th January, 2019	5.75	2.40	1.20	Under implementation
160	M/s KLC Wines Pvt. Ltd.	Plot No. CU-68 & 69 Vinchur MIDC (Designated Food Park), Taluka Niphad	Nashik	Maha-rashtra	F&V Processing	09 th January, 2019	11.50	3.53	1.76	Under implementation
161	M/s Paithan Eco Foods Private Limited	Paithan Mega Food Park Pvt. Ltd. Village Dhangaon, Taluka Paithan	Aurangabad	Maha-rashtra	F&V Processing	31 st January, 2019	8.95	3.74	1.87	Under implementation
162	M/s Kisan Sampada Food Park Ltd.	M/s Kisan Sampada Food Park Industries-APC, Village Bhowari, Taluka Kamptee	Nagpur	Maha-rashtra	Grain Milling	31 st January, 2019	12.15	4.20	2.10	Under implementation
163	M/s Lecilite Ingredients Pvt. Ltd.	Plot No. D-63, Food Park-Nagpur, located Opposite to Reliance Power Ltd., Butibori	Nagpur	Maha-rashtra	Consumer Products	21 st February, 2019	6.88	1.94	1.70	Partially Completed

S. No.	Name of the applicant	Location	District	State/UT	Sector	Date of approval	Project Cost (₹ in crore)	Approved grant (₹ in crore)	Released amount (₹ in crore)	Status
164	M/s Chakote Agro Foods Pvt. Ltd.	Plot No. 36, Swabhimani Co-Operative Industrial Estate Ltd. (APC), Nandani, Taluka Shirol	Kolhapur	Maha-rashtra	Consumer Products	29 th May, 2019	18.52	5.00	2.50	Under implementation
165	M/s Chakote Cake Bake Pvt. Ltd.	Plot No. 32, 33 & 36, Swabhimani Co-Operative Industrial Estate Ltd. (APC), Nandani, Taluka Shirol	Kolhapur	Maha-rashtra	Consumer Products	29 th May, 2019	16.76	5.00	2.50	Under implementation
166	M/s Shree Ganesh Bakery Nandani Pvt. Ltd.	Plot No. 32, 33 & 36, Swabhimani Co-Operative Industrial Estate Ltd. (APC), Nandani, Taluka Shirol	Kolhapur	Maha-rashtra	Consumer Products	29 th May, 2019	18.01	5.00	2.50	Under implementation
167	M/s Gherade Agro Food Pvt. Ltd.	Gat No. 18, Kid Bisari, Taluka Sangola	Solapur	Maha-rashtra	F&V Processing	29 th May, 2019	7.42	3.24	1.62	Under implementation
168	M/s Jatin Industries Pvt. Ltd.	Survey No-439/2, 439/4, Po-Sinnar, Taluka Sinnar, Dist.-Nashik	Nashik	Maha-rashtra	Meat & Poultry Processing	09 th July, 2019	9.9	3.41	1.70	Under implementation
169	M/s A R Foods	Food Park, Five Star Industrial Area, MIDC Butibori, Nagpur	Nagpur	Maha-rashtra	Consumer Products	09 th July, 2019	5.64	1.67	0.83	Under implementation

S. No.	Name of the applicant	Location	District	State/UT	Sector	Date of approval	Project Cost (₹ in crore)	Approved grant (₹ in crore)	Released amount (₹ in crore)	Status
170	M/s Sahyadri Farmers Producer Company Ltd. (Unit 1)	M/s Sahyadri Farmers Producer Company Ltd, (APC) Mohadi, Tal. Dindori, Nashik	Nashik	Maha-rashtra	F&V Processing	09 th July, 2019	10.63	4.28	2.14	Under implementation
171	M/s Sahyadri Farmers Producer Company Ltd. (Unit 2)	M/s Sahyadri Farmers Producer Company Ltd, (APC) Mohadi, Tal. Dindori, Nashik	Nashik	Maha-rashtra	F&V Processing	09 th July, 2019	11.12	4.66	2.33	Under implementation
172	M/s Sahyadri Farmers Producer Company Ltd. (Unit 3)	M/s Sahyadri Farmers Producer Company Ltd, (APC) Mohadi, Tal. Dindori, Nashik	Nashik	Maha-rashtra	F&V Processing	09 th July, 2019	10.71	4.20	2.10	Under implementation
173	M/s Sula Vineyards Private Limited	Vinchur Industrial Area, Subhash Nagar, Niphad	Nashik	Maha-rashtra	F&V Processing	23 rd August, 2019	19.51	5.00	0.00	Under implementation
174	M/s Samyak Food & Beverage (I) Pvt. Ltd.	M-II/106, Nandgaon Peth MIDC, Morshi Road	Amravati	Maha-rashtra	F&V Processing	05 th September, 2019	8.46	3.16	0.00	Under implementation
175	M/s Kisan Smapada Food Park 2	M/s Kisan Sampada Food Park Industries-APC, Village Bhowari, Taluka Kamptee	Nagpur	Maha-rashtra	Oil Milling	03 rd December, 2019	17.75	4.64	0.00	Under implementation
176	M/s Avni Foods	Butibori Industrial Area, Mouza Kirmiti	Nagpur	Maha-rashtra	F&V Processing	02 nd December, 2019	5.37	1.70	0.00	Under implementation

S. No.	Name of the applicant	Location	District	State/UT	Sector	Date of approval	Project Cost (₹ in crore)	Approved grant (₹ in crore)	Released amount (₹ in crore)	Status
177	M/s MGE Farms	Village Shirasgaon, Taluka Niphad	Nashik	Maha-rashtra	F&V Processing	02 nd December, 2019	14.05	4.82	2.41	Under implementation
178	M/s Biocritical Extract India	Swabhimani Co-Operative Industrial Estate Ltd. (APC), Nandani, Tal: Shirol	Kolhapur	Maha-rashtra	Consumer Products	16 th March, 2020	5.01	1.47	0.00	Under implementation
179	M/s Mas Bakers	3	Nagpur	Maha-rashtra	Consumer Products	16 th March, 2020	8.86	2.62	1.31	Under implementation
180	M/s Shri Mahalakshmi	Waiwa-Padwawadi road, Taluka Waiwa	Sangli	Maha-rashtra	Consumer Products	08 th December, 2020	7.99	3.87	0.00	Under implementation
181	M/s Sheetal-Ajit Agro Food Products Pvt. Ltd	Karad Road, Shivajinagar, Vita, Tal-Khanapur, Sangli	Sangli	Maha-rashtra	Consumer Products	16 th March, 2020	9.59	3.73	0.00	Under implementation
182	M/s Sahyadri Farmers Producer Company Limited (Unit-IV)	Village-Mohadi, Nashik (in Sahyadri APC)	Nashik	Maha-rashtra	F&V processing	21 st July, 2020	12.56	5.00	2.50	Under implementation
183	M/s Allfun Foods (India) Pvt. Ltd.	Satara Mega Food Park, Village-Degaon,	Satara	Maha-rashtra	Milk Processing	21 st July, 2020	24.13	5.00	0.00	Under implementation
184	M/s Samarth Agro Industries	Thenge Wadgaon, Tal Mantha	Jalna	Maha-rashtra	F&V processing	08 th December, 2020	7.13	2.75	0.00	Under implementation
185	M/s ARK Food Industries	Nimzari, Shirpur	Dhule	Maha-rashtra	Grain Milling	23 rd December, 2020	13.13	4.76	0.00	Under implementation

S. No.	Name of the applicant	Location	District	State/UT	Sector	Date of approval	Project Cost (₹ in crore)	Approved grant (₹ in crore)	Released amount (₹ in crore)	Status
186	M/s Baker's Bakery	Food Park, Nilakuthi, P.O. Gularthol, P.S. Heingang,	Imphal East	Manipur	Consumer Products	13 th March, 2020	1.66	0.80	0.00	Under implementation
187	M/s M&D Poultry Production cum Meat Processing	Elim Veng, New Lamka	Churachandpur	Manipur	Meat & Poultry Processing	08 th December, 2020	2.37	0.63	0.00	Under implementation
188	M/s PL Fruit and Veg Processing Industry	L Semoul, Churachandpur	Churachandpur	Manipur	F&V processing	13 th March, 2020	2.17	0.76	0.00	Under implementation
189	M/s LT Boinu Pineapple Processing Industry	Ngangkhalawai Village, Moirang	Bishnupur	Manipur	F&V processing	08 th December, 2020	2.23	0.56	0.00	Under implementation
190	M/s Naga Spice & Herbs	Poumai Taphou, Taphou Village, Sub-Division: Mao Maram (Tadubi)	Senapati	Manipur	Consumer Products	09 th June, 2020	1.34	0.53	0.00	Under implementation
191	M/s Seshu Nutrition Pvt. Ltd.	9 th Mile, Baridua, Ri-Bhoi	Ri-Bhoi	Meghalaya	Consumer Products	31 st July, 2018	3.04	1.36	1.36	Completed
192	M/s Himalayan Spices	EPIp, Rajabagan Byrnihat, Ri Bhoi	Ri-Bhoi	Meghalaya	Consumer Products	21 st July, 2018	9.92	4.70	2.35	Completed
193	M/s Champhai Grape Growers Society	Tiangsam, Champhai	Champhai	Mizoram	F&V processing	14 th March, 2020	9.35	3.55	0.00	Under implementation
194	M/s Super Bakery Products	Doys Agri Resources Mega Food Park, Doshehe Village, Chumukedima Block	Dimapur	Nagaland	Consumer Products	19 th February, 2018	10.69	5.00	2.50	Under implementation

S. No.	Name of the applicant	Location	District	State/UT	Sector	Date of approval	Project Cost (₹ in crore)	Approved grant (₹ in crore)	Released amount (₹ in crore)	Status
195	M/s Veg Pasta And Noodle Products	Doys Agri Resources Mega Food Park, Doshehe Village, Chumukedima Block	Dimapur	Nagaland	Consumer Products	19 th February, 2018	10.58	5.00	2.50	Under implementation
196	M/s Kitchen Oils Products	Doys Agri Resources Mega Food Park, Doshehe Village, Chumukedima Block	Dimapur	Nagaland	Oil Milling	19 th February, 2018	10.40	4.88	2.44	Under implementation
197	M/s Organic Soya Products	M/s Doys Agri Resources Pvt. Ltd., Doshehe Village, Chumukedima Block	Dimapur	Nagaland	Consumer Products	26 th September, 2018	10.65	5.00	2.50	Under implementation
198	M/s B-one Business House Pvt. Ltd.	Mega Food Park-Sea Food Park, IDCO Plot No. 27	Khorda	Odisha	Fish & Marine Processing	19 th February, 2018	22.31	5.00	5.00	Completed
199	M/s Pragati Milk Products Private Limited	New Jagatpura Industrial Estate (Designated Food Park), Jagatpur	Cuttack	Odisha	Milk Processing	09 th January, 2019	20.52	5.00	4.37	Completed
200	M/s Godrej Tyson Foods Ltd.	Guru Kripa Mega Food Park, (PAIC), Ladhawal	Ludhiana	Punjab	F&V Processing	19 th February, 2018	69.98	5.00	5.00	Completed
201	M/s Schreiber Dynamix Diaries Pvt. Ltd.	International Mega Food Park, Village Dabwala Kalan	Fazilka	Punjab	F&V Processing	19 th February, 2018	30.67	5.00	2.50	Under implementation
202	M/s Meat Masters	Guru Kripa Mega Food Park, (PAIC), Ladhawal	Ludhiana	Punjab	Meat & Poultry Processing	19 th February, 2018	8.76	1.99	1.99	Completed

S. No.	Name of the applicant	Location	District	State/UT	Sector	Date of approval	Project Cost (₹ in crore)	Approved grant (₹ in crore)	Released amount (₹ in crore)	Status
203	M/s Iscon Balaji Foods Pvt. Ltd.	Guru Kripa Mega Food Park, (PAIC), Ludhiana	Ludhiana	Punjab	F&V Processing	08 th June, 2018	25.33	5.00	5.00	Completed
204	M/s Sharman Jain Sweets	Guru Kripa Mega Food Park, (PAIC), Ludhiana	Ludhiana	Punjab	Consumer Products	22 nd August, 2019	15.42	4.01	2.00	Under implementation
205	M/s Fieldfresh Foods (North) Pvt. Ltd.	Guru Kripa Mega Food Park, (PAIC), Ludhiana	Ludhiana	Punjab	Consumer Products	16 th March, 2020	54.00	5.00	0.00	Under implementation
206	M/s Big Belly Brothers Gourmet Grounds	Big Belly, (APC), Village Urang, Tehsil Malout, Sri Muktsar Sahib	Sri Muktsar Sahib	Punjab	F&V processing	16 th March, 2020	8.82	3.05	0.00	Under implementation
207	M/s SMS Food Park Unit III	SMS Food Park Agro Processing Cluster, Jalandhar	Jalandhar	Punjab	F&V processing	21 st July, 2020	9.45	3.09	0.00	Under implementation
208	M/s CG Food India	Greentech Mega Food Park, Village Roopangarh	Ajmer	Rajasthan	Consumer Products	19 th February, 2018	23.60	4.96	4.23	Under implementation
209	M/s Shankar Confectionary	Plot No. F-31, Agro Food Park, Boranada, Dist. Jodhpur	Jodhpur	Rajasthan	Consumer Products	13 th April, 2018	4.40	1.23	1.23	Completed
210	M/s Shri Rathi Snacks Industries LLP	G-1-121, Agro Food Park, RIICO Industrial Area	Jodhpur	Rajasthan	Grain Milling	31 st July, 2018	4.99	1.18	1.18	Completed
211	M/s Pavanputra Wafers Pvt. Ltd.	Plot No. F-35 to F-37, Agro Food Park, Boranda	Jodhpur	Rajasthan	Consumer Products	14 th September, 2018	20.87	5.00	5.00	Completed

S. No.	Name of the applicant	Location	District	State/UT	Sector	Date of approval	Project Cost (₹ in crore)	Approved grant (₹ in crore)	Released amount (₹ in crore)	Status
212	M/s Blop Agro Foods LLP	F-200, Agro Food Park, MIA	Alwar	Rajasthan	Consumer Products	22 nd October, 2018	4.97	1.18	0.59	Under implementation
213	M/s Kothari Foods LLP	Plot No. 18 A & 18 B, Greentech Mega Food Park Pvt. Ltd.	Ajmer	Rajasthan	Consumer Products	21 st February, 2019	20.11	5.00	2.50	Under implementation
214	M/s Shree Ram Udhog	EI-10 & 11, Agro Food Park, Boranada, Jodhpur	Jodhpur	Rajasthan	Oil Milling	09 th July, 2019	7.66	2.01	1.05	Under implementation
215	M/s Northern Solvents Pvt. Ltd.	Green Tech Mega Food Park, Village-Roopangarh	Ajmer	Rajasthan	Oil Milling	01 st January, 2020	21.83	5.00	0.00	Under implementation
216	M/s Kasa Infra Ltd.	Spice Park, Rampura Bhatia (Mathaniya) Village	Jodhpur	Rajasthan	Consumer Products	24 th January, 2020	12.00	3.78	0.00	Under implementation
217	M/s IXI Serve LLP	Green Tech Mega Food Park, Village-Roopangarh,	Ajmer	Rajasthan	Consumer Products	16 th March, 2020	4.78	1.09	0.00	Under implementation
218	M/s P.C. Kannan & Co.	Spices Park, Nimana Village, Ramganjmandi	Kota	Rajasthan	Consumer Products	16 th March, 2020	6.56	1.93	0.00	Under implementation
219	M/s Agrosafe Industries Pvt. Ltd.	Green Tech Mega Food Park, Village-Roopangarh,	Ajmer	Rajasthan	Consumer Products	09 th June, 2020	4.53	1.18	0.00	Under implementation
220	M/s Sikkim IFFCO Organics Ltd.	Village-Rangpo, Central Pendam Block, Rural East District	Rural East	Sikkim	Consumer Products	09 th July, 2019	21.10	5.00	0.00	Under implementation
221	M/s Anug Foods	Andimadam Village, Udaiyarpalauam Taluk	Ariyalur	Tamil Nadu	F&V processing	08 th December, 2020	12.67	5.00	0.00	Under implementation

S. No.	Name of the applicant	Location	District	State/UT	Sector	Date of approval	Project Cost (₹ in crore)	Approved grant (₹ in crore)	Released amount (₹ in crore)	Status
222	M/s Neo Foods Pvt. Ltd.	Devaganpalli, Denkanikotta Taluk	Krishnagiri	Tamil Nadu	F&V Processing	19 th February, 2018	36.05	5.00	4.04	Partially Completed
223	M/s VR Food Enterprises LLP	Varadharajapuram Village Nazarethpet, Poonamallee	Chennai	Tamil Nadu	Consumer Products	19 th February, 2018	21.49	5.00	3.98	Partially Completed
224	M/s Sivasakthi Hatcheries and Farms	West Komaralingam Village, Ruthrapalayam, Madathukulam	Tiruppur	Tamil Nadu	Meat & Poultry Processing	19 th February, 2018	20.07	5.00	3.81	Partially Completed
225	M/s SNP Dairy Milk	Survey No. 334/11, Ayyankottai Village, Vadipatti (Tk)	Madurai	Tamil Nadu	Milk Processing	19 th February, 2018	15.08	4.18	2.09	Under implementation
226	M/s SKM Egg Products Export (India) Ltd.	Punjaikilambadi, Erode Dist.	Erode	Tamil Nadu	Meat & Poultry Processing	19 th February, 2018	19.99	4.89	4.89	Completed
227	M/s Sahuwala Flour Mills	SIPCOT Industrial Growth Centre, Perundurai, Erode	Erode	Tamil Nadu	Grain Milling	19 th February, 2018	27.58	5.00	5.00	Completed
228	M/s Niswin Foods Private Limited	Chinnakuyili Road Kallapalayam Vill., Sulur Taluk	Coimbatore	Tamil Nadu	Grain Milling	19 th February, 2018	20.12	5.00	5.00	Completed
229	M/s Sri Foods	Chinthamani Village	Madurai	Tamil Nadu	Consumer Products	19 th February, 2018	10.46	2.02	2.02	Completed
230	M/s Jaycee Organics LLP	Udayampuli village, Alangulam TK	Tirunelveli	Tamil Nadu	F&V Processing	19 th February, 2018	8.97	2.24	1.08	Under implementation
231	M/s Century Flour Mills Limited	Survey No. 293/2, "C" Mill No. 2, Tank Bund Road, Perambur Barracks, Ottery	Chennai	Tamil Nadu	Grain Milling	19 th February, 2018	10	2.51	2.51	Completed

S. No.	Name of the applicant	Location	District	State/UT	Sector	Date of approval	Project Cost (₹ in crore)	Approved grant (₹ in crore)	Released amount (₹ in crore)	Status
232	M/s Regin Exports	Kunnathoor village	Kanya-kumari	Tamil Nadu	F&V Processing	19 th February, 2018	6.62	1.68	0.84	Under implementation
233	M/s Pressana Flour Mills Private Ltd. (Unit - II)	Kittampalayam Village	Coimbatore	Tamil Nadu	Grain Milling	19 th February, 2018	20.24	4.88	4.88	Completed
234	M/s Samson CNO Industries	Sivanmalai Village	Tiruppur	Tamil Nadu	Grain Milling	19 th February, 2018	9.58	3.16	3.16	Completed
235	M/s Great Destiny Foods and Drinks Pvt. Ltd.	4/2A1B, Athipattu Pulicat Road, Kalanji Vill. Tiruvallur	Tiruvallur	Tamil Nadu	Consumer Products	19 th February, 2018	11.46	3.59	1.80	Under implementation
236	M/s Hangrow Foods India Pvt. Ltd.	Survey No. 409/5, Erode	Erode	Tamil Nadu	Consumer Products	19 th February, 2018	5.17	1.00	0.84	Under implementation
237	M/s Aegean Chennai Foods Pvt. Ltd.	Athipattu Palaverkadu Road, Ponneri Taluk, Tiruvallur Dist.	Tiruvallur	Tamil Nadu	F&V Processing	09 th July, 2019	11.93	5.00	0.00	Under implementation
238	M/s Nutriome Biosolutions	Manamadurai, Sivaganga Taluka, Dist. Madurai	Madurai	Tamil Nadu	Consumer Products	22 nd August, 2019	8.84	3.88	0.00	Under implementation
239	M/s India Beverages	Uthupalayam Village, Thalavai-pattanam, Dharapuram	Tiruppur	Tamil Nadu	F&V Processing	02 nd December, 2019	10.58	5.00	0.00	Under implementation
240	M/s Coco Lait	Thimmapuram Village, Maduranthakam Sub District	Kanchipuram	Tamil Nadu	F&V Processing	02 nd December, 2019	5.33	2.59	0.00	Under implementation

S. No.	Name of the applicant	Location	District	State/UT	Sector	Date of approval	Project Cost (₹ in crore)	Approved grant (₹ in crore)	Released amount (₹ in crore)	Status
241	M/s Telangana State Horticulture Development Corporation Ltd.	Seed Farm, Dulapally, Dundigal Gandimaisamma Mandal, Medchal District	Medchal	Telangana	Consumer Products	09 th July, 2019	18.58	4.29	0.00	Under implementation
242	M/s AGP Oils Private Limited	TSIIC - IALA, Buchinelly Village, Zaheerabad Mandal	Sangareddy	Telangana	Oil Milling	22 nd August, 2019	26.94	5.00	2.50	Under implementation
243	M/s Shree Ganesh Frozen Foods Pvt. Ltd.	Village Rural Tripura, Kumarghat	Unakoti	Tripura	F&V Processing	22 nd August, 2019	12.50	5.00	2.50	Under implementation
244	M/s Agrotech Modern Rice Mill LLP	Dewanpassa, Integrated Infrastructure Development Centre	North Tripura	Tripura	Grain Milling	27 th December, 2019	12.50	5.00	2.50	Under implementation
245	M/s Shyamagree Food Products	Jirania, West Tripura District,	West Tripura	Tripura	F&V processing	13 th March, 2020	2.01	0.54	0.00	Under implementation
246	M/s Sarvasiddhi Agrotech Pvt. Ltd.	Integrated Infrastructure Development Centre, Sarasima, Belonia, Tripura South	South Tripura	Tripura	Grain Milling	13 th March, 2020	8.27	2.69	0.00	Under implementation
247	M/s Maniklal Industries	Sikaria MFP Tulakona and Uttarchamp-amura Mouza, Sadar Sub Division	West Tripura	Tripura	Oil Milling	17 th August, 2020	3.12	1.24	0.00	Under implementation
248	M/s C.P. Milk and Food Products Pvt. Ltd.	Village Gudumba, Tehsil-Kursi Road	Lucknow	Uttar Pradesh	Milk Processing	13 th April, 2018	26.67	3.85	3.85	Completed

S. No.	Name of the applicant	Location	District	State/UT	Sector	Date of approval	Project Cost (₹ in crore)	Approved grant (₹ in crore)	Released amount (₹ in crore)	Status
249	M/s Shivashrit Foods Private Limited	Village Mahua, Tah. Igla	Aligarh	Uttar Pradesh	F&V Processing	13 th April, 2018	19.14	5.00	5.00	Completed
250	M/s Bikanervala Foods Private Limited	Kasna Road, Ecotech-II, Udyog Vihar	Gautam Buddh Nagar	Uttar Pradesh	Consumer Products	13 th April, 2018	67.92	5.00	4.27	Completed
251	M/s Mehrotra Consumer Products	Plot No. 26G, Sector 31, Ecotech	Gautam Buddh Nagar	Uttar Pradesh	Consumer Products	13 th April, 2018	23.77	5.00	2.50	Under implementation
252	M/s Avyukta Dairy Products Pvt. Ltd.	Village Bandipur Muradnagar, Tah. Modinagar	Ghaziabad	Uttar Pradesh	Milk Processing	13 th April, 2018	17.01	5.00	2.50	Under implementation
253	M/s Organic India Pvt. Ltd.	Agro Park Phase-II, UPSIDC Industrial Area, Kursi Road, Tah. Fatehpur	Barabanki	Uttar Pradesh	Consumer Products	13 th April, 2018	55.13	4.80	4.80	Completed
254	M/s Bhagwati Foods Pvt. Ltd.	Village-Sachendi, Tah. Kanpur Nagar	Kanpur	Uttar Pradesh	Consumer Products	13 th April, 2018	16.67	4.30	4.30	Completed
255	M/s Maa Veshno Consumer Products Pvt. Ltd.	Plot no. 99-100, Ecotech Extn. 1, Greater Noida	Gautam Buddh Nagar	Uttar Pradesh	Consumer Products	13 th April, 2018	18.33	5.00	2.50	Under implementation
256	M/s Ajanta Raaj Proteins Limited	Village-Manikpura, Tah. Bah	Agra	Uttar Pradesh	F&V Processing	13 th April, 2018	7.06	1.67	0.84	Under implementation
257	M/s Kedarnath Industries	A-9, Industrial Area Phase-II, Village-Sandila	Hardoi	Uttar Pradesh	Grain Milling	13 th April, 2018	4.97	1.62	0.81	Under implementation
258	M/s Crazy Bakery Udyog	GIDA	Gorakhpur	Uttar Pradesh	Consumer Products	14 th September, 2018	12.89	4.12	2.06	Under implementation

S. No.	Name of the applicant	Location	District	State/UT	Sector	Date of approval	Project Cost (₹ in crore)	Approved grant (₹ in crore)	Released amount (₹ in crore)	Status
259	M/s ILEX Infrastructure LLP	Echotech Extn.1 Industrial Area, Greater Noida	Gautam Buddh Nagar	Uttar Pradesh	Grain Milling	14 th September, 2018	20.07	4.65	3.36	Completed
260	M/s Aashirvaad Cuisines	Village Pakharpur, Amroha Road, Dhanaura	Amroha	Uttar Pradesh	Milk Processing	14 th September, 2018	15.78	5.00	2.50	Under implementation
261	M/s Raja Udyog Private Limited	Karkhiyon Industrial Park, Dist. Varanasi	Varanasi	Uttar Pradesh	Consumer Products	22 nd August, 2019	16.46	5.00	2.50	Under implementation
262	M/s CRD Foods (Unit-4: Pulp Juice and Puree)	CRD Foods (Agro Processing Cluster), Village Kosi Khurd	Mathura	Uttar Pradesh	F&V Processing	22 nd August, 2019	10.49	3.57	0.00	Under implementation
263	M/s CRD Foods (Unit-5: Milk & Milk Products)	CRD Foods (Agro Processing Cluster), Village Kosi Khurd	Mathura	Uttar Pradesh	Milk Processing	22 nd August, 2019	10.32	3.48	0.00	Under implementation
264	M/s SS Ankit Frozen Fruits & Vegetables	UPSIDC Industrial Area Orai, Jalaun	Jalaun	Uttar Pradesh	F&V Processing	02 nd December, 2019	12.54	4.93	2.46	Under implementation
265	M/s CRD Foods (Unit-2)	Mouza Kosi Khurd, Tehsil Govardhan	Mathura	Uttar Pradesh	F&V Processing	01 st January, 2020	3.55	1.22	0.00	Under implementation
266	M/s CRD Foods (Unit-1)	Mouza Kosi Khurd, Tehsil Govardhan	Mathura	Uttar Pradesh	F&V Processing	22 nd December, 2020	4.79	1.62	0.00	Under implementation
267	M/s CRD Foods (Unit-3)	Mouza Kosi Khurd, Tehsil Govardhan	Mathura	Uttar Pradesh	F&V Processing	23 rd December, 2020	7.67	2.64	0.00	Under implementation
268	M/s Shree Tirupati Balajee Industries Pvt. Ltd	UPSIDC Agro Park, Karkhiyon, Varanasi	Varanasi	Uttar Pradesh	Consumer Products	13 th March, 2020	18.75	3.74	0.00	Under implementation

S. No.	Name of the applicant	Location	District	State/UT	Sector	Date of approval	Project Cost (₹ in crore)	Approved grant (₹ in crore)	Released amount (₹ in crore)	Status
269	M/s Veeta Day Industries Pvt. Ltd.	Agro Park Phase II, Kursi Road, Barabanki,	Barabanki	Uttar Pradesh	Consumer Products	13 th March, 2020	19.37	4.66	2.33	Completed
270	M/s Shri Shardanand Food Processing Pvt. Ltd.	Himalayan Mega Food Park Pvt. Ltd., Kashipur	Udham Singh Nagar	Uttar-akhnad	Consumer Products	19 th February, 2018	14.41	5.00	2.50	Under implementation
271	M/s Sumarsh Nutri Products Pvt. Ltd.	Himalayan Mega Food Park Pvt. Ltd., Kashipur	Udham Singh Nagar	Uttar-akhnad	Grain Milling	19 th February, 2018	14.75	5.00	2.50	Under implementation
272	M/s Hari Roller Flour Mills	Himalayan Mega Food Park Pvt. Ltd., Kashipur	Udham Singh Nagar	Uttar-akhnad	Grain Milling	19 th February, 2018	14.39	4.76	2.26	Under implementation
273	M/s Numix Industries Pvt. Ltd.	Himalayan Mega Food Park, Mahuakhera Ganj, Kashipur	Udham Singh Nagar	Uttar-akhnad	Consumer Products	25 th July, 2019	10.48	4.02	2.01	Under implementation
274	M/s Gopi Dehydrates Pvt. Ltd.	Himalayan Mega Food Park, Mahuakhera Ganj, Kashipur	Udham Singh Nagar	Uttar-akhnad	F&V Processing	25 th July, 2019	15.58	5.00	0.00	Under implementation
275	M/s NDTP Foods Pvt. Ltd.	Himalayan Mega Food Park, Mahuakhera Ganj, Kashipur	Udham Singh Nagar	Uttar-akhnad	F&V Processing	25 th July, 2019	14.10	4.31	2.15	Under implementation
276	M/s Samrat Enterprise	Himalayan Mega Food Park, Mahuakhera Ganj, Kashipur	Udham Singh Nagar	Uttar-akhnad	Consumer Products	25 th July, 2019	13.96	5.00	0.00	Under implementation

S. No.	Name of the applicant	Location	District	State/UT	Sector	Date of approval	Project Cost (₹ in crore)	Approved grant (₹ in crore)	Released amount (₹ in crore)	Status
277	M/s Tomar Foods Pvt. Ltd.	Himalayan Mega Food Park, Mahuakhera Ganj, Kashipur	Udham Singh Nagar	Uttar-akhand	Consumer Products	25 th July, 2019	12.58	5.00	0.00	Under implementation
278	M/s Ranvik Foods	Himalayan Mega Food Park, Mahuakhera Ganj, Kashipur	Udham Singh Nagar	Uttar-akhand	Consumer Products	09 th July, 2019	14.71	5.00	0.00	Under implementation
279	M/s Fibro Fresh Beverages	Himalayan Mega Food Park, Mahuakhera Ganj, Kashipur	Udham Singh Nagar	Uttar-akhand	F&V Processing	22 nd August, 2019	3.90	1.59	0.81	Under implementation
280	M/s Mahananda Food Pvt. Ltd.	Siliguri Food Park (Designated Food Park), Phansidewa	Darjeeling	West Bengal	F&V Processing	07 th December, 2018	22.94	4.94	2.47	Under implementation
281	M/s Aarson Lozenges Factory	Plot No. 976, 977 & 992, (DFP), Phansidewa, Siliguri	Darjeeling	West Bengal	Consumer Products	29 th May, 2019	4.75	1.31	0.00	Under implementation
282	M/s Shiv Industries (Food) Pvt. Ltd.	Jangipur Bengal Mega Food Park, Plot A1, Village Katnai, Raghunathganj, Murshidabad	Murshidabad	West Bengal	Grain Milling	09 th July, 2019	18.43	5.00	2.50	Under implementation
283	M/s Ashish Proteins & Food Pvt. Ltd.	Sankhrail Food Park, "Sudha Rash", Plot No 8, Kanduah, Sankhrail, Howrah	Howrah	West Bengal	Consumer Products	09 th July, 2019	3.29	1.06	0.00	Under implementation

S. No.	Name of the applicant	Location	District	State/UT	Sector	Date of approval	Project Cost (₹ in crore)	Approved grant (₹ in crore)	Released amount (₹ in crore)	Status
284	M/s Dream Bake Private Limited	Sankrail Food Park, Phase-II, WBIDC, P. S.-Sankrail	Howrah	West Bengal	Consumer Products	22 nd August, 2019	44.07	5.00	2.50	Under implementation
285	M/s K P Saha Private Ltd.	Village-Abujhati	East Birdwan	West Bengal	Grain Milling	02 nd March, 2020	14.20	5.00	0.00	Under implementation
286	M/s Suryodaya Power Protiens Pvt. Ltd.	Sankrail Food Park, Phase - III, Kandua	Howrah	West Bengal	Grain Milling	03 rd March, 2020	5.88	1.71	0.00	Under implementation
287	M/s Allenby Food and Beverages Pvt. Ltd.	Sankrail Food Park, Phase - III, Kandua	Howrah	West Bengal	Consumer Products	13 th March, 2020	10.70	2.81	0.00	Under implementation



ANNEXURE-VI

List of State-wise approved projects under Agro Processing Clusters scheme (As on 31st December, 2020)

S. No.	Name of the Project Execution Agency (PEA)	Location of the project	Category of PEA (General/SC/ST)	Date of approval	Project Cost (₹ in crore)	Grant approved (₹ In crore)	Grant released (₹ In crore)	Physical Progress
ANDHRA PRADESH								
1	M/s Suchow Agrotech	Reddyvaripally, Surabhi (Village), Chakrapeta Mandal, Kadapa Dist., Andhra Pradesh	General	09 th January, 2020	27.77	8.47	0.00	Under implementation
2	M/s Association of Lady Entrepreneurs of India (ALEI)	Balabhadrapuram village, Bikkavolu Mandal, East Godavari Dist.	General	09 th January, 2020	24.93	6.1632	0.00	Under implementation
ASSAM								
3	M/s Subh Karan Food Park	Hudumpur Kochpara Mirza, Kamrup (Rural), Assam	General	03 rd October, 2019	22.513	10	0.00	Under implementation
4	M/s Jai Shree Krishna Developers	Village Habeda Bagicha Gaon, Grant No. 32, P.O. Makum Jn, Tehsil-Tinsuk, Tinsukia, Assam	General	03 rd December, 2019	19.11	8.7268	0.00	Under implementation
5	M/s Surindera Agro Processing Cluster	Village Habeda Bagicha Gaon, Grant No. 32, P.O. Makum Jn, Tehsil-Tezpur, District-Sonitpur, Assam	General	09 th January, 2020	20.06	9.1446	0.00	Under implementation
BIHAR								
6	M/s Shreekangan Food Park	Agapur, PS Mansurchak, Sub-Division Teghra, Dist. Begusarai, Bihar	General	15 th March, 2019	30.434	7.908	0.00	Under implementation
CHHATTISGARH								
7	M/s Kasabana Global LLP	Village Khaira, Tehsil Palari, RNM-Sandi, Dist. Balodabazar, Chhattisgarh	General	09 th January, 2020	35.572	9.4473	0.00	Under implementation
8	M/s Varda Energy and Engineering Pvt. Ltd.	PatwariHalka No.:39, Anandgaon, Village: Kandarka, Tehsil: Berla, Dist: Bemetara, Chhattisgarh	General	08 th June, 2020	33.78	7.76	0.00	Under implementation

S. No.	Name of the Project Execution Agency (PEA)	Location of the project	Category of PEA (General/SC/ST)	Date of approval	Project Cost (₹ in crore)	Grant approved (₹ In crore)	Grant released (₹ In crore)	Physical Progress
DADRA & NAGAR HAVELI AND DAMAN AND DIU								
9	M/s Daman Food Park	Village Morkhal, District Silvasa, Dadra and Nagar Haveli district of the union territory of Dadra and Nagar Haveli and Daman and Diu	General	11 th September, 2020	53.7597	10	0.00	Under implementation
GUJARAT								
10	M/s Patel Retail Pvt. Ltd.	Bhuj Bhachau Highway, Dudhai, Dist. Kachchh, Gujarat	General	07 th February, 2019	13.7	4.36	1.526	Under implementation
11	M/s Shukun Builders Private Limited	Amirgadh Village, Kidotar Village, Taluka Amirgadh, Kidotar, Dist. Banaskantha, Gujarat	General	31 st August, 2018	31.65	9.41	6.9123	Under implementation
12	M/s J R Foods & Beverages	Degam, Chikhli, Navsari, Gujarat	General	01 st July, 2019	30.158	8.75	0.00	Under implementation
13	M/s Yash Industries	Village, Manekpur, Taluka Umargaon, District Valsad, Gujarat	General	24 th December, 2020	37.92	10	0.00	Under implementation
14	M/s Maharaja Dehydration Pvt. Ltd.	Mahuva Bhavnagar Highway, NH - 51, Mahuva, Distt. Bhavnagar, Gujarat	General	08 th June, 2020	16.11	4.31	0.00	Under implementation
HARYANA								
15	M/s Shree Shyam Snacks Food Private Limited	Village Jagan, Tehsil & District Hisar, Haryana	General	18 th February, 2019	10.26	3.0302	0.9882	Under implementation
16	M/s Karnal Food Pack Cluster Limited	Agro Park, Mugal Majra Road, Kunjpura, Dist. Karnal, Haryana	General	06 th April, 2018	32.97	9.863	3.385	Under implementation
HIMACHAL PRADESH								
17	M/s Great Himalayan Farm Fresh	Village Salol, Mohal Prei, Tehsil Kangra, Prei, Dist. Kangra, Himachal Pradesh	General	31 st July, 2018	24.49	10	5.354	Under implementation

S. No.	Name of the Project Execution Agency (PEA)	Location of the project	Category of PEA (General/ SC/ST)	Date of approval	Project Cost (₹ in crore)	Grant approved (₹ In crore)	Grant released (₹ In crore)	Physical Progress
JAMMU & KASHMIR								
18	M/s Zum Zum Agri Fresh	Industrial Estate, Algar, Dist. Shopian, Jammu & Kashmir	General	05 th November, 2018	24.39	10	7.424	Under implementation
KARNATAKA								
19	M/s GEM Food Park LLP	Belludi Village, Kasaba Hobli, Harihara Taluk, Dist. Davanagere, Karnataka	General	15 th March, 2019	36.16	9.77	3.168	Under implementation
20	M/s Mathias Properties	Marpadi Village, Moodabidri, Mangalore Taluk, Dakshina Kannada	General	01 st July, 2019	32.67	8.448	0.00	Under implementation
21	M/s Agro Cluster	Tidagundi Village, Dist. Vijayapur, Karnataka	ST	09 th January, 2020	21.57	10	1.2	Under implementation
KERALA								
22	M/s Chendayad Granites Private Limited	Ajannikunnu, Neervaram Po, Panamaram, Wayanad, Kerala	General	03 rd October, 2019	29.5	9.9706	7.4779	Under implementation
23	M/s Synthite Industries Private Limited	Synthite Taste Park, Block 44, Aikaranadu North Village, Ernakulam, Kerala	General	30 th April, 2020	44.483	9.0504	0.00	Under implementation
MADHYA PRADESH								
24	M/s Nimar Agro Park	Sendhwa, Near Khalghat Toll Plaza, Village Jamli, District Barwani, Madhya Pradesh	General	08 th June, 2018	31.55	10	7.15	Under implementation
25	M/s Bharti Agro Cluster	Betul Khandwa, Bodijunawani, Dist. Betul, Madhya Pradesh	General	19 th December, 2018	26.13	9.8	3.1945	Under implementation
26	M/s Vevek Agrifoods Private Limited	Village Khapakarimwar, Tehsil Sausar, Chhindwara, Madhya Pradesh	General	29 th April, 2020	54.56	7.14	0.00	Under implementation
27	M/s Prashun Foods Pvt. Ltd.	Dhar, Madhya Pradesh	General	24 th December, 2020	25.84	9.9743	0.00	Under implementation

S. No.	Name of the Project Execution Agency (PEA)	Location of the project	Category of PEA (General/ SC/ST)	Date of approval	Project Cost (₹ in crore)	Grant approved (₹ In crore)	Grant released (₹ In crore)	Physical Progress
MAHARASHTRA								
28	M/s Sahyadri Farmers Producer Company Limited	Village Mohadi, Taluka Dindori, Dist. Nashik, Maharashtra	General	15 th March, 2018	33.27	8.656	6.492	Under implementation
29	M/s India Mega Agro Anaj Limited	D-3/1, MIDC, Krushnoor, Tq-Naigaon Dist. Nanded, Maharashtra	General	15 th March, 2018	30.99	10	6.50	Under implementation
30	M/s Swabhimani Co-op Industrial Estate Ltd.	Village Nandani, Tehsil Shirol, Kolhapur, Maharashtra	General	15 th March, 2018	34.82	10	6.9596	Under implementation
31	M/s Kisan Sampada Food Park Industries	Village Bhowari, Taluka Kamptee, Dist. Nagpur, Maharashtra	General	08 th June, 2018	29.96	9.69	7.2675	Under implementation
32	M/s Madhur Food Park LLP	Village Post Nimzari, Shirpur, Dist. Dhule, Maharashtra	General	31 st August, 2018	25.84	9.1535	2.883	Under implementation
33	M/s Divyansh Agro and Food Park	137/1, Kanhadmoh, Bhandara, Maharashtra	General	24 th December, 2020	24.58	8.9294	0.00	Under implementation
34	M/s Reva Tapi Valley Industrial Development	Patharai Taluka, Dist. Nandurbar, Maharashtra	ST	01 st August, 2019	27.06	10	0.00	Under implementation
35	M/s Sargam Retails Pvt. Ltd.	Pune Nashik Highway Road, Near Haribaba Temple, Velhale, Distt. Ahmednagar, Maharashtra	General	08 th June, 2020	29.82	9.06	0.00	Under implementation
36	M/s Pravin Masalewale	Gat No 173, Village Bholi, Tal Khandala, Bholi, Satara, Maharashtra	General	24 th December, 2020	64.69	10	0.00	Under implementation
MEGHALAYA								
37	M/s Megha Agro Park	Village Jojuwa Upper Norbong, PO Byrnihat, PS Nongpoh Raid Marwet Myllem Syiemship, RI Bhoi, Meghalaya	General	11 th December, 2020	21.65	8.8424	0.00	Under implementation

S. No.	Name of the Project Execution Agency (PEA)	Location of the project	Category of PEA (General/ SC/ST)	Date of approval	Project Cost (₹ in crore)	Grant approved (₹ In crore)	Grant released (₹ In crore)	Physical Progress
PUNJAB								
38	M/s SMS Food Park	Village Khichipur, Tehsil Jalandhar-1, Dist. Jalandhar, Punjab	General	15 th March, 2019	15.197	4.6877	1.5066	Under implementation
39	M/s Big Belly Brothers Gourmet Grounds	Village Urang, Tehsil Malout, Sri Muktsar Sahib, Dist. Muktsar, Punjab	General	08 th June, 2018	26.87	8.6682	3.269	Under implementation
40	M/s T R Mega Foods and Beverages LLP	Tehsil Zira, Sodhiwala, Firozpur, Punjab	General	03 rd July, 2019	27.44	7.111	2.3603	Under implementation
TAMIL NADU								
41	M/s JFK International	Mettupalam Road, Bilichi, Dist. Coimbatore, Tamil Nadu	General	01 st August, 2019	16.71	4.1921	1.3475	Under implementation
42	M/s P Duraisamy Maharaja Rice Mills Pvt. Ltd.	Veerasolapuram Road, Pappini village, Kangayam, Tiruppur, Tamil Nadu	General	03 rd October, 2019	26.83	8.7682	0.00	Under implementation
43	M/s Tiruvannamalai Market Committee	SF No. 8, Tiruvannamalai Market Committee, Tiruvannamalai, Tamil Nadu	General	29 th April, 2020	25.506	5.7487	0.00	Under implementation
44	M/s Salem Market Committee	Kanjanalkanpatti Village, Kadayampatty Taluk, Salem District, Tamil Nadu	General	29 th April, 2020	25.252	5.9753	0.00	Under implementation
45	M/s Theni Market Committee	Near Chinnamanur Main road, Kottur, Theni, Tamil Nadu	General	29 th April, 2020	26.308	5.9955	0.00	Under implementation
46	M/s Dharmapuri Market Committee	Village Chennapalli, Taluk Shoolagiri, District Krishnagiri, Tamil Nadu	General	29 th April, 2020	26.826	5.8937	0.00	Under implementation
47	M/s Madurai Market Committee	Mukkampatti, Madurai Market Committee, 145A-Annanagar, Madurai-20, Madurai, Tamil Nadu	General	29 th April, 2020	32.066	5.7912	0.00	Under implementation

S. No.	Name of the Project Execution Agency (PEA)	Location of the project	Category of PEA (General/ SC/ST)	Date of approval	Project Cost (₹ in crore)	Grant approved (₹ In crore)	Grant released (₹ In crore)	Physical Progress
48	M/s Dindigul Market Committee	Village Ayyalur, Taluk Vedachandur, District Dindigul, Tamil Nadu	General	29 th April, 2020	29.018	6.7357	0.00	Under implementation
49	M/s Cuddalore Market Committee	Village T. Podaiyur, Taluk Veppur, District Cuddalore, Tamil Nadu	General	29 th April, 2020	25.002	5.9793	0.00	Under implementation
50	M/s Delta Foods	Maanalpuram, Kadavarayanpatti, Gandharvakottai Taluk, Punalkulam Village, Pudukkottai, Tamil Nadu	General	08 th June, 2020	24.3125	7.4721	0.00	Under implementation
TELANGANA								
51	M/s Kakumanu Seeds	Kodakandla village, Gajwel mandal, Siddipet district, Telangana	General	29 th April, 2020	41.535	10	0.00	Under implementation
UTTARAKHAND								
52	M/s Uttarakhand Agricultural Produce Marketing Board	Village Nautha, Dist. Tehri Garhwal, Uttarakhand	General	08 th June, 2018	23.25	10	0.00	Under implementation
UTTAR PRADESH								
53	M/s Govindgreen Foods Infratech	Villages Jagdishpur, Bhatauli and Rura, Dist. Kanpur Dehat, Uttar Pradesh	General	06 th April, 2018	34.31	9.95	7.1139	Under implementation
54	M/s CRD Foods	Village Kosi Khurd, Dist. Mathura, Uttar Pradesh	SC	07 th December, 2018	21.05	10	7.444	Under implementation
55	M/s Logistic Park.	Part of Khasra No 630, Gram- Bhaukapur, Bijnour, Tehsil- Sarojni Nagar, Lucknow, Uttar Pradesh	General	08 th June, 2020	30.06	7.46	0.00	Under implementation

ANNEXURE-VII

State-wise details of the projects approved under Scheme for Creation of Backward and Forward Linkages

S. No.	State	Name of Project/Firm	District	Sector	Date of Approval Letter	Project Cost (₹ in Crore)	Approved Grant (₹ in Crore)	Released Amount (₹ in Crore)	Status
1	Gujarat (9)	Panchmahal District Cooperative Milk Producers Union Limited	Panchmahal	Milk and Milk Products	13 th April, 2018	34.58	5	4.96	Completed
2		Shakti Cashew Industries	Rajkot	Horticulture (cashew)	13 th April, 2018	1.51	0.31	0.26	Completed
3		M/s Austin Foods and Beverages Pvt. Ltd.	Anand	Horticulture	29 th September, 2018	13.89	4.86	3.96	Completed
4		M/s Fable Food Products Pvt. Ltd.	Valsad	Milk and Milk Products	29 th September, 2018	15.19	4.11	3.35	Completed
5		M/s Aarkay Food Products Ltd.	Ahmedabad	Horticulture	29 th September, 2018	25.91	5	2.25	Under implementation
6		M/s Vasant Masala Private Limited	Gandhinagar	Spices	29 th September, 2018	35.26	5	1.25	Under implementation
7		M/s Shreeji Wellness Pvt. Ltd.	Mehsana	Horticulture	28 th September, 2018	33.42	5	3.15	Under implementation
8		M/s National Industries	Vadodara	Horticulture	02 nd December, 2020	14.5	0.86	0.00	Under implementation
9		M/s Aatre Farm Link	Gandhinagar	Horticulture	02 nd December, 2020	4.66	1.37	0.00	Under implementation
TOTAL						178.92	31.51	19.18	
10	Himachal Pradesh (3)	M/s Him Fresh Produce Company	Shimla	Horticulture	19 th July, 2018	10.9	4.78	1.14	Under implementation
11		M/s Kullu valley Agro Fresh	Kullu	Horticulture	14 th September, 2018	7.78	2.57	1.61	Under implementation
12		M/s White Wave Milk Products	Mandi	Milk and Milk Products	02 nd December, 2020	11.19	4.02	0.00	Under implementation
TOTAL						29.87	11.37	2.75	

S. No.	State	Name of Project/Firm	District	Sector	Date of Approval Letter	Project Cost (₹ in Crore)	Approved Grant (₹ in Crore)	Released Amount (₹ in Crore)	Status
13	Jammu & Kashmir (3)	SUS Agro Food India Private Limited	Kathua	Milk and Milk Products	10 th April, 2018	3.15	1.29	0.84	Under implementation
14		M/s Vrav Salesmart Pvt. Ltd.	Shopian	Horticulture	14 th September, 2018	9.97	4.14	2.68	Under implementation
15		Mir Agro Industries	Srinagar	Horticulture	26 th September, 2018	8.3	3.67	2.39	Under implementation
TOTAL						21.42	9.1	5.91	
16	Karnataka (3)	M/s Basweshwar Industry	Belgaum	Horticulture	10 th April, 2018	19.15	4.8	3.12	Under implementation
17		Gem Sales	Bijapur	Horticulture	21 st February 2019	10.12	4.31	3.54	Under implementation
18		M/s F3 Marine Foods Worldwide	Udupi	Marine	26 th September, 2018	23.93	4.98	3.19	Under implementation
TOTAL						53.2	14.09	9.85	
19	Kerala (1)	Muralya Dairy Products Private Limited	Thiruvananthapuram	Milk and Milk Products	10 th April, 2018	19.71	5	2.6	Under implementation
TOTAL						19.71	5	2.6	
20	Madhya Pradesh (1)	M/s Goswami agro Products	Bhopal	Horticulture	12 th September, 2018	1.09	0.33	0.27	Completed
TOTAL						1.09	0.33	0.27	
21	Maharashtra (10)	Kisankrupa Agro Producer Company Limited	Parbhani	Milk and Milk Products	13 th April, 2018	2	0.76	0.48	Under implementation
22		Savla Foods and Cold Storage Pvt. Ltd.	Navi Mumbai	Horticulture	13 th April, 2018	18	2.45	1.54	Under implementation
23		Malganga Milk and Agro Products Pvt. Ltd.	Ahmednagar	Milk and Milk Products	13 th April, 2018	16.63	5	3.11	Under implementation
24		Reliable Cold Storage	Pune	Horticulture	13 th April, 2018	3.61	0.78	0.5	Under implementation
25		Mahindra Agri Solutions Ltd.	Nashik	Horticulture	13 th April, 2018	24.84	4.6	3.77	Under implementation

S. No.	State	Name of Project/Firm	District	Sector	Date of Approval Letter	Project Cost (₹ in Crore)	Approved Grant (₹ in Crore)	Released Amount (₹ in Crore)	Status
26	Maharashtra (10)	Kasamade Farmers Producers Co. Ltd.	Nashik	Milk and Milk Products	21 st February, 2019	4.9	1.47	0.37	Under implementation
27		Manmandir Milk and Agro Products Private Limited	Sangli	Milk and Milk Products	13 th April, 2018	16.63	4.11	3.34	Completed
28		M/s Somnath Women Multi State Co Op Agro Processing Society Ltd.	Kolhapur	Horticulture	29 th September 2019	2.7	0.83	0.67	Completed
29		Tribal Cooperative Marketing Development Federation of India Limited	Raigad	Horticulture	08 th January, 2019	6.59	1.82	0.00	Under implementation
30		M/s Jain Dairy	Bhandara	Milk and Milk Products	02 nd December, 2020	3.85	0.21	0.00	Under implementation
TOTAL						99.75	22.03	13.78	
31	Punjab (4)	M/s Goverdhan Industries	Fazilka	Milk and Milk Products	10 th April, 2018	4.09	1.26	1.22	Completed
32		M/s Rai Poultry	Amritsar	Poultry	13 th September, 2018	22.76	4.91	3.16	Under implementation
33		M/s Balaji Multipurpose Cold Storage	Patiala	Horticulture	28 th September, 2018	9.49	4.02	2.62	Under implementation
34		M/s Perfect Poultry Products Private Limited	Amritsar	Poultry	02 nd December, 2020	15.91	2.60	0.00	Under implementation
TOTAL						52.25	12.79	7	
35	Rajasthan (6)	M/s Sunrise Milk Plant	Alwar	Milk and Milk Products	13 th April, 2018	1.19	0.37	0.37	Completed
36		M/s Shalu Agro Foods	Ajmer	Milk and Milk Products	12 th September, 2018	2.18	0.44	0.36	Completed
37		M/s Ganpati Udyog	Bikaner	Spices	12 th September, 2018	8.7	1.7	0.41	Under implementation
38		M/s Arihant Enterprises	Jodhpur	Spices	12 th September, 2018	4.96	1.44	1.44	Completed

S. No.	State	Name of Project/Firm	District	Sector	Date of Approval Letter	Project Cost (₹ in Crore)	Approved Grant (₹ in Crore)	Released Amount (₹ in Crore)	Status
39	Rajasthan (6)	M/s Kitchen Harvest Foods	Jodhpur	Horticulture	29 th September, 2018	3.55	0.77	0.77	Completed
40		M/s Dunes Milk Processing Pvt. Ltd.	Bikaner	Milk And Milk Products	29 th September, 2018	5.26	1.26	0.8	Completed
TOTAL						25.84	5.98	4.15	
41	Tamil Nadu (7)	M/s Agribusiness Corporation	Ariyalur	Horticulture	10 th April, 2018	1.92	0.37	0.09	Under Impementation
42		The Kerala Cardamom Processing and Marketing Company Limited	Theni	Spices	04 th July, 2018	11.73	2.02	0.44	Under Impementation
43		M/s GD Foods And Beverages Private Limited	Ariyalur	Ready To Eat	04 th July, 2018	8.55	3.34	2.11	Under Impementation
44		ADP Processed Foods	Krishnagiri	Poultry	14 th September, 2018	4.14	0.94	0.62	Under Impementation
45		M/s Amuthadevi	Tiruchirapalli	Horticulture	26 th October, 2018	3.50	1.37	1.13	Completed
46		Baby Marine Eastern Exports	Tuticorin	Marine	19 th July, 2018	12.16	3.02	1.87	Under Impementation
47		M/s M. Mohan Kumar	Tiruchirapalli	Horticulture	02 nd December, 2020	9.90	3.34	0.00	Under Impementation
TOTAL						51.90	14.40	6.26	
48	Telangana (1)	M/s Venkateshwara Dairy Products	Nalgonda	Milk And Milk Products	10 th April, 2018	4.45	0.82	0.52	Under Impementation
TOTAL						4.45	0.82	0.52	
49	Uttar Pradesh (6)	M/s Ananta Biotech LLP	Fatehpur	Horticulture	29 th June, 2018	2.95	0.82	0.52	Under Impementation
50		M/s Monica Products	Lucknow	Milk And Milk Products	14 th September, 2018	1.66	0.2	0.00	Under Impementation
51		NIF Private Limited	Kanpur	Milk And Milk Products	29 th September, 2018	23.42	2.67	0.65	Under Impementation

S. No.	State	Name of Project/Firm	District	Sector	Date of Approval Letter	Project Cost (₹ in Crore)	Approved Grant (₹ in Crore)	Released Amount (₹ in Crore)	Status
52	Uttar Pradesh (6)	M/s Paakhi Business Pvt. Ltd.	Meerut	Horticulture	26 th October, 2018	17.02	5	3.17	Under implementation
53		M/s Shanti Fruit & Vegetable Products Private Limited	Jalaun	Horticulture	04 th January, 2019	15.46	4.83	1.2	Under implementation
54		M/s Neelam Agro Tech Pvt. Ltd.	Kanpur Dehat	Horticulture	26 th October, 2018	7.15	2.1	0.5	Under implementation
TOTAL						67.66	15.62	6.04	
55	Uttarakhand (3)	Parvatiya Plywood Private Limited	Nainital	Horticulture	19 th July, 2018	14.11	4.21	2.73	Under implementation
56		M/s Panchwati Nutrients	Haridwar	Horticulture	13 th September, 2018	14.18	5	3.22	Under implementation
57		M/s Povei Foods and Processing Pvt. Ltd.	Roorkee	Horticulture	02 nd December, 2020	12.16	2.26	0.00	Under implementation
TOTAL						40.45	11.47	5.95	
58	West Bengal (1)	Yaduka Agrotech Pvt. Ltd.	Kolkata	Horticulture	29 th September, 2018	13.07	1.68	1.09	Under implementation
TOTAL						13.07	1.68	1.09	
59	Manipur (1)	M/s Medis & Co.	Imphal West	Horticulture	08 th January, 2019	2.14	0.74	0.19	Under implementation
TOTAL						2.14	0.74	0.19	
60	Chhattisgarh (1)	Tribal Cooperative Marketing Development Federation of India Limited	Bastar	Horticulture	08 th January, 2019	5.08	2.41	0	Under implementation
TOTAL						5.08	2.41	0	
61	Assam (1)	M/s Blueberry Industry Unit-II	Kamrup Metro	Milk And Milk Products	12 th November, 2019	12.43	4.81	0	Under implementation
TOTAL						12.43	4.81	0	

ANNEXURE-VIII

Food Testing Laboratory Projects Supported during 2020 (As on 31st December, 2020)

S. No.	Applicant organization	State	Installment	Grant Released (₹ in lakh)
1	CIFT, Cochin	Kerala	1 st (Part Payment)	68.60
2	Mitra S.K. Pvt. Ltd., Kolkata	West Bengal	3 rd	22.04
3	Govt. Fruit Preservation Factory	Sikkim	1 st	83.00
4	Tamil Nadu Agricultural University	Tamil Nadu	1 st	92.08
5	Rohilkhand Laboratory & Research Centre (RLRC)	Uttar Pradesh	1 st	115.99
6	Rohilkhand Laboratory & Research Centre (RLRC)	Uttar Pradesh	2 nd	115.99
7	Sabiha Research	Punjab	1 st	50.83
8	Ashwamedh Engineers & Consultants	Maharashtra	1 st	86.65
9	Ashwamedh Engineers & Consultants	Maharashtra	2 nd	86.65
10	Ashwamedh Engineers & Consultants	Maharashtra	3 rd (Part)	21.65
11	Shoolini Lifesciences Pvt. Ltd.	Himachal Pradesh	3 rd	13.67
12	Microtech Lab	Maharashtra	3 rd Part	7.00
13	Sri Shakthi Food Testing Laboratory	Tamil Nadu	2 nd	45.72
14	Sri Shakthi Food Testing Laboratory	Tamil Nadu	3 rd	11.43
15	Mats India Pvt. Ltd.	Tamil Nadu	3 rd	9.56
16	Rajiv Gandhi Centre for Aquaculture (RGCA)	Tamil Nadu	1 st	327.00
17	Marine Products Export Development Authority	Kerala	2 nd	19.68
18	ICAR-CIPHET	Delhi	-	583.89
19	Biofact Research Pvt. Ltd.	Andhra Pradesh	1 st	95.00
20	Food Park Nilakuthi Imphal East	Manipur	1 st	304.37
21	Akal Food Safety & Quality Control Lab. Society	Himachal Pradesh	1 st	135.57
22	CSK Himachal Pradesh Agricultural University	Himachal Pradesh	2 nd	84.82
TOTAL				2381.19

ANNEXURE-IX

**Food Testing Laboratories assisted by MoFPI and their NABL/FSSAI Notification Status
(As on 31st December, 2020)**

S. No.	Name of the Laboratory	Location	State	NABL Accreditation	FSSAI Recognition
1	FDA, Department of Public Health & Family Welfare, Government of Madhya Pradesh, Idgah Hills	Bhopal	Madhya Pradesh	Non-accredited	Not recognized
2	Regional Food Laboratory, Pt. Nehru Office Complex, Health & Family Welfare Department, Govt. of Tripura, Kunjaban, Agartala	Agartala	Tripura	Accredited	Not recognized
3	Jawaharlal Nehru Technological University (JNTU), Kakinada, Andhra	Kakinada	Andhra Pradesh	Accredited	Recognized
4	State Public Health Laboratory, Bamunimaidan, Guwahati-781021	Guwahati	Assam	Accredited	Recognized
5	Tezpur University, Nappam-784028	Guwahati	Assam	Accredited	Not Recognized
6	Alpha Test House, M-577, Guru Harkrishan Nagar, Paschim Vihar	New Delhi	Delhi	Non-accredited	Not Recognized
7	Avon Food Laboratory Pvt. Ltd. Lawrence Road, Industrial Area, New Delhi	New Delhi	Delhi	Accredited	Recognized
8	Shriram Institute for Industrial Research, 19, University Rd, Delhi	New Delhi	Delhi	Accredited	Recognized
9	Sigma Test and Research Centre	New Delhi	Delhi	Accredited	Recognized
10	Sophisticated Indl. Materials Analytic Labs Pvt. Ltd.	New Delhi	Delhi	Accredited	Recognized
11	Spectro Analytical Labs Ltd.	New Delhi	Delhi	Accredited	Recognized
12	Ahmedabad Municipal Corporation	Ahmedabad	Gujarat	Non-accredited	Not Recognized
13	Anand Agricultural University. Anand	Anand	Gujarat	Accredited	Not Recognized
14	Central Institutes of Fisheries Technology (CIFT), Veraval	Gir Somnath	Gujarat	Accredited	Not Recognized
15	Gujarat Laboratory. F-17, Madhavpura Market, Shahibaug, Ahmedabad	Ahmedabad	Gujarat	Accredited	Recognized
16	Hi-tech Healthcare Laboratory & Research Centre, Ahmedabad,	Ahmedabad	Gujarat	Accredited	Recognized
17	Junagadh Agricultural University	Junagadh	Gujarat	Accredited	Not Recognized

S. No.	Name of the Laboratory	Location	State	NABL Accreditation	FSSAI Recognition
18	Lilaba Analytical Laboratories	Surat	Gujarat	Accredited	Not recognized
19	Navsari Agricultural University	Navsari	Gujarat	Non-accredited	Not recognized
20	NDDDB, Anand	Anand	Gujarat	Accredited	Not recognized
21	Vimta Labs Limited	Ahmedabad	Gujarat	Accredited	Not recognized
22	Alcatec Research Laboratories India Pvt. Ltd.	Jhajjar	Haryana	Non-accredited	Not Recognized
23	Dove Research & Analytics Plot	Panchkula	Haryana	Accredited	Not Recognized
24	FARE Labs Pvt. Ltd., L-17/3 DLF Phase-2, IFFCO Chowk	Gurgaon	Haryana	Accredited	Recognized
25	Guru Jambheshwar University, Hisar	Hisar	Haryana	Non-accredited	Not Recognized
26	Haryana Test House & Consultancy Services	Panipat	Haryana	Accredited	Not Recognized
27	IDMA Laboratories Limited	Panchkula	Haryana	Accredited	Recognized
28	Interstellar Testing Centre	Panchkula	Haryana	Accredited	Recognized
29	Intertek India (Pvt.) Ltd.	Gurgaon	Haryana	Accredited	Recognized
30	NIFTEM, Kundli	Sonepat	Haryana	Accredited	Not Recognized
31	Shoolini Lifesciences Pvt. Ltd.	Solan	Himachal Pradesh	Non-accredited	Not Recognized
32	J&K Food Quality Control Labs, Baba Demb, Srinagar	Srinagar	J&K	Non-accredited	Not Recognized
33	Birla Institute of Technology, Mesra	Ranchi	Jharkhand	Non-accredited	Not Recognized
34	Bangalore Analytical Research Center Pvt. Ltd.	Banglore	Karnataka	Accredited	Not Recognized
35	Bangalore Test House	Banglore	Karnataka	Accredited	Not Recognized
36	Eurofins Analytical Services India Pvt.,	Banglore	Karnataka	Accredited	Recognized

S. No.	Name of the Laboratory	Location	State	NABL Accreditation	FSSAI Recognition
37	Shriram Institute for Industrial Research, Bengaluru	Banglore	Karnataka	Accredited	Not recognized
38	TUV India Pvt. Ltd., Pune	Bangalore	Karnataka	Accredited	Recognized
39	University of Agricultural Sciences	Raichur	Karnataka	Accredited	Not recognized
40	Council for Food Research and Development (CFRD), Konni	Pathanamthitta	Kerala	Accredited	Recognized
41	Interfield laboratories	Ernakulam	Kerala	Accredited	Recognized
42	Cali-Lab Pvt. Ltd.	Bhopal	Madhya Pradesh	Accredited	Not Recognized
43	Shreeji Analytical and Research Laboratories Pvt. Ltd.	Indore	Madhya Pradesh	Accredited	Not Recognized
44	Adarsh Scientific Research Center & Testing Lab Pvt. Ltd.	Navi Mumbai	Maharashtra	Non-accredited	Not Recognized
45	Anacon Laboratories Pvt. Ltd.	Nagpur	Maharashtra	Accredited	Not Recognized
46	Bharati Vidyapeeth University	Pune	Maharashtra	Accredited	Not Recognized
47	Bombay Test House	Mumbai	Maharashtra	Accredited	Not Recognized
48	Envirocare Labs Pvt. Ltd.	Thane	Maharashtra	Accredited	Recognized
49	Equinox Labs Pvt. Ltd.		Maharashtra	Accredited	Not Recognized
50	Food Hygiene and Health	Pune	Maharashtra	Accredited	Recognized
51	Geochem Laboratories Pvt. Ltd, Mumbai	Mumbai	Maharashtra	Accredited	Not Recognized
52	Hexagon Nutrition Pvt. Ltd.	Nashik	Maharashtra	Accredited	Not Recognized
53	Jubilant Pharma & Chemical	Mumbai	Maharashtra	Accredited	Not Recognized
54	Maarc Lab Private Limited	Pune	Maharashtra	Accredited	Recognized
55	Micro Tech Laboratory, Pune	Pune	Maharashtra	Non-accredited	Not Recognized
56	Microchem Laboratory Pvt. Ltd.	Mumbai	Maharashtra	Accredited	Recognized

S. No.	Name of the Laboratory	Location	State	NABL Accreditation	FSSAI Recognition
57	Qualichem Laboratories	Nagpur	Maharashtra	Accredited	Recognized
58	RCA Laboratories	Mumbai	Maharashtra	Accredited	Not recognized
59	Reliable Analytical Laboratories, Thane	Thane	Maharashtra	Accredited	Not recognized
60	Shram Sadhana Amravati's Krishi Vigyan Kendra, Durgapur (Baderea)	Amravati	Maharashtra	Non-accredited	Not Recognized
61	Technext Analytical & Research Lab	Pune	Maharashtra	Non-accredited	Not Recognized
62	Ashwamedh Engineers & Consultants		Maharashtra	Accredited	Not Recognized
63	S. Kula Women's College Kongkhampat, Nambol	Bishnupur	Manipr	Accredited	Not Recognized
64	State Public Health Laboratory, Kohima	Kohima	Nagaland	Non-accredited	Not Recognized
65	Kalyani Laboratories Pvt. Ltd.	Khordha	Odisha	Accredited	Recognized
66	Rout Education Trust	Bhubaneswar	Odisha	Non-accredited	Not Recognized
67	Central Institute of Post-Harvest Engineering & Technology	Ludhiana	Punjab	Non-accredited	Not Recognized
68	Punjab Biotechnology Incubator	Mohali	Punjab	Accredited	Recognized
69	Punjab State Co-Operative Supply Marketing Federation Ltd.	Chandigarh	Punjab	Non-accredited	Not Recognized
70	Shakti Api foods, Malerkotla	Sangrur	Punjab	Non-accredited	Not Recognized
71	CEG Test House & Research Centre Pvt. Ltd,	Jaipur	Rajasthan	Accredited	Not Recognized
72	Aqua Designs India Pvt. Ltd.	Chennai	Tamil Nadu	Non-accredited	Not Recognized
73	Chennai Mettlex Labs Pvt. Ltd.	Chennai	Tamil Nadu	Accredited	Recognized
74	Hubert Enviro Care System Pvt. Ltd.	Chennai	Tamil Nadu	Accredited	Recognized
75	Indian Institute of Food Processing Technology	Thanjavur	Tamil Nadu	Accredited	Not Recognized
76	Karunya University, Karunya Nagar, Coimbatore	Coimbatore	Tamil Nadu	Non-accredited	Not Recognized

S. No.	Name of the Laboratory	Location	State	NABL Accreditation	FSSAI Recognition
77	Nawal Analytical Laboratories	Krishnagiri	Tamil Nadu	Accredited	Not Recognized
78	Scientific Food Testing Services (Formerly Aachi Masala Foods Pvt. Ltd.)	Chennai	Tamil Nadu	Accredited	Not Recognized
79	Tamil Nadu Veterinary and Animal Sciences University, Chennai	Chennai	Tamil Nadu	Non-accredited	Not Recognized
80	Tamilnadu Agricultural University	Coimbatore	Tamil Nadu	Non-accredited	Not Recognised
81	Mats India Private	Chennai	Tamil Nadu	Accredited	Recognized
82	Sri Shakthi Food Testing Laboratory	Thudiyakur, Coimbatore	Tamilnadu	Non-accredited	Not Recognized
83	A.P. State Agro Industries Development Corp Ltd. Hyderabad	Hyderabad	Telangana	Non-accredited	Not Recognized
84	Acharya N.G. Ranga Agricultural University, Rajendra Nagar, Hyderabad	Hyderabad	Telangana	Non-accredited	Not Recognized
85	Sipra Labs Ltd.	Hyderabad	Telangana	Accredited	Not Recognized
86	AES Laboratories (P) Ltd. B-118, Phase-II, Noida	Gautam Budh Nagar	Uttar Pradesh	Accredited	Not Recognized
87	Central Institute for Research on Goats (CIRG)	Mathura	Uttar Pradesh	Non-accredited	Not Recognized
88	Eko-Pro Engineers Pvt. Ltd.	Ghaziabad	Uttar Pradesh	Accredited	Recognized
89	FARL, Centre of Food Technology, Institute of Professional Studies, University of Allahabad	Allahabad	Uttar Pradesh	Accredited	Not Recognized
90	International Testing Centre (FDDI), NOIDA	Gautam Budh Nagar	Uttar Pradesh	Non-accredited	Not Recognized
91	Regional Food Research & Analysis Centre (R-FRAC)	Lucknow	Uttar Pradesh	Accredited	Not Recognized
92	Devansh Testing & Research Laboratory Pvt. Ltd. Shiv Ganga Industrial Estate	Bhagwanpur	Uttarakhand	Accredited	Recognized
93	Sophisticated Industrial Materials Analytical Lab Pvt. Ltd. Haridwar	Haridwar	Uttarakhand	Accredited	Not Recognized
94	Bidhan Chandra Krishi Viswavidalaya P.O. Krishi Viswavidyalaya	Nadia	West Bengal	Non-accredited	Not Recognized
95	Edward Keventer Pvt. Ltd., Sagar	Kolkata	West Bengal	Accredited	Recognized
96	Indian Institute of Technology, Kharagpur	Paschim Medinipur	West Bengal	Non-accredited	Not Recognized

S. No.	Name of the Laboratory	Location	State	NABL Accreditation	FSSAI Recognition
97	Mitra. S.K. Private Limited	Kolkata	West Bengal	Accredited	Not Recognized
98	MPS Food Products Ltd.	Kolkata	West Bengal	Non-accredited	Not Recognized
99	N. D. International	Kolkata	West Bengal	Accredited	Not Recognized
100	Uttar Banga Krishi Vishwavidyalaya, Pundibari	Cooch Behar	West Bengal	Non-accredited	Not Recognised



ANNEXURE-X

A Grant released under R&D Scheme by Ministry from 01st Januray, 2020 to 31st December, 2020
(₹ In lakh)

S. No.	Project title	Institute/ College/ University	Approved grant	Released grant	Remarks
1	Development of process for production of coconut sap (Neera) sugar crystals and granules	IIFPT, Thanjavur, Tamil Nadu	45.36	37.68	1 st installment Grant-in-Aid
2	Process Technology for Instant Mixes for Varieties of Payasam, Kheer and Phirni using Dry Crystallisation Approach	ICAR- NDRI, Southern Regional Station, Bengaluru, Karnataka	8.42	4.21	1 st installment Grant-in-Aid
3	Modification of Natural Polymers-Starches for better application in food sector	ICT, Mumbai	32.95	4.43	1 st installment Grant-in-Aid
4	Development of Immunomodulatory Exopolysaccharides Containing Healthy Fermented Dairy Foods	NDRI, Karnal, Haryana	41.25	1.43	1 st installment Grant-in-Aid
5	Process optimization for oil uptake reduction using protein isolates/hydrocolloids in the development of deep fried traditional Gujarati snacks	Sardarkrushinagar Dantiwada Agricultural University, Dist. Banaskantha (Gujarat)	51.84	1.36	1 st installment Grant-in-Aid
6	Processing of millets and pseudocereals for preparation of nutritionally enriched products	CFTRI, Mysuru	23.79	15.895	1 st installment Grant-in-Aid
7	Development of a bioactive encapsulated functional food product for diabetics that can modulate PPAR γ	CFTRI, Mysuru	23.10	11.55	1 st installment Grant-in-Aid
8	Harvesting of techno-functional applications of selected bacterial exopolysaccharides from food origin	Pondicherry University, Kalapet, Puducherry	31.90	20.95	1 st installment Grant-in-Aid
9	Monascus Purpureus CFR 410-11 fermented cowpea Tofu as functional food	CFTRI, Mysuru	21.78	13.39	1 st installment Grant-in-Aid
10	Effect of thermal processing on proximate composition and antioxidant activity of Indian edible brown seaweed Sargassum wightii and development of nutraceuticals and functional food from it	NIFTEM, Haryana	35.86	7.43	2 nd installment Grant-in-Aid
11	Optimization of Processing Variables for Quality Improvement of Ethnic Meat Products of Jammu and Kashmir	Sher-e-Kashmir University of Agricultural Sciences & Technology, Shalimar, Srinagar (J&K)	28.16	17.08	1 st installment Grant-in-Aid
12	A process for scaling-up of the production of edible eicosapentaenoic acid and docosahexaenoic acid enriched oil from fish industrial discard	CFTRI, Mysuru	46.13	32.82	1 st installment Grant-in-Aid
13	Refinement of traditional fermentation technology of some vegetable pickles of J&K region	University of Kashmir	42.71	33.255	1 st installment Grant-in-Aid

S. No.	Project title	Institute/ College/ University	Approved grant	Released grant	Remarks
14	Development of a protocol for reduction of acrylamide levels in selected potato based snack foods	NIFTEM	26.04	7.74	2 nd installment Grant-in-Aid
15	Development of value chain for multi-purpose commercial utilization of selected arid fruits	CAZRI, Jodhpur	32.39	20.44	1 st installment Grant-in-Aid
16	Design and Development of a System for Trapping of Bioactive components from selected Fruits (Mango, Orange, Pineapple, Banana and Grape) and Vegetables (Onion, Carrot, Garlic, Mint and Ginger) during Drying process" from IFPT, Thanjavur (Tamil Nadu)	IIFPT, Thanjavur	32.94	25.97	1 st installment Grant-in-Aid
17	Pineapple fruits waste	IIFPT, Thanjavur	28.09	21.545	1 st installment Grant-in-Aid
18	Preparation, characterization and evaluation of encapsulated eggplant peel extract and potato peel extract in Edible Oil	NIFTEM	31.46	5.30	2 nd installment Grant-in-Aid
19	Effective utilization of bio-waste from small onion in food processing applications	IIFPT, Thanjavur	34.36	6.70	2 nd installment Grant-in-Aid
20	Development of technological interventions for enhancement of quality, shelf-life and microbiological safety of traditional meat product - Hyderabad Haleem	ICAR-National Research Centre on Meat, Hyderabad, Telangana	25.00	7.27	2 nd installment Grant-in-Aid
21	Development of crisps from fruits and vegetables	IARI, PUSA, New Delhi	24.24	18.37	1 st installment Grant-in-Aid
22	Development of enzyme based biomarkers for rapid differentiation of fresh and frozen-thawed meat with special reference to poultry meat	IVRI, Bareilly, U.P.	41.75	28.126	1 st installment Grant-in-Aid
23	Development of value added products from coffee leaves	CFTRI, Mysuru (PI-Dr. Pushpa S. Murthy)	19.25	9.625	1 st installment Grant-in-Aid
TOTAL			728.77	352.566	

ANNEXURE-XI A

List of Events for which MoFPI released financial support during 01st January, 2020 to 31st December, 2020

S. No.	Name of organization to whom financial support extended	Name of Event	Date on which held	Place	Fund released (in ₹)
1	CII	Workshop on "Session on Emerging Trends in Food Processing" on 9 th September 2019 at Pollachi, Coimbatore District, Tamil Nadu by CII	9 th September, 2019	Coimbatore, Tamil Nadu	9,62,733
2	CII, Bihar	Seminar on Bihar Food Processing Industry at Muzaffarpur by CII, Bihar on 02 nd October, 2019	02 nd October, 2019	Muzaffarpur, Bihar	4,79,463
3	ASSOCHAM	"13 th GLOBAL FAD-2019 SUMMIT cum EXHIBITION: VALUE ADDITION – INFRASTRUCTURE – TECHNOLOGY – MARKET LINKAGE by ASSOCHAM on 28 th November, 2019 at Ahmedabad	28 th November, 2019	Ahmedabad, Gujarat	5,00,000
4	ITPO	To ITPO for participation of MoFPI in Milan, Italy from 6-9 th May, 2019	6 th -9 th May, 2019	Milan, Italy	4,80,000
5	ASSOCHAM	National Seafood Summit on "Quality and Hygiene Issues and Solutions for Export of Seafood Business of India" at Swasti Plaza, Bhubaneswar, Odisha by ASSOCHAM on 10 th January, 2020	10 th January, 2020	Bhubaneswar, Odisha	5,00,000
6	FICCI	MoFPI participation in Annapoorna – World of Food India 2018 at Bombay Exhibition Centre, Mumbai organized by FICCI from 27-29 September, 2018	27 th -29 th September, 2018	Mumbai, Maharashtra	14,02,430
7	ASSOCHAM	Organizing 3 rd National Conference and Awards on "Nutrition and Functional Foods" – Fortification, Food Security & Supply Chain on March 05, 2020 at New Delhi	5 th March, 2020	New Delhi	5,00,000
8	Friendz Exhibitions & Promotions Pvt. Ltd.	Participation of IIFPT in "Destination Uttarakhand 2019" organized by Friendz Exhibitions & Promotions Pvt. Ltd., New Delhi with UCOST, Government of Uttarakhand from 18 th to 20 th July, 2019 at Dehradun, Uttarakhand.	18 th -20 th July, 2019	Dehradun, Uttarakhand	2,34,970
9	PHDCCI	Conference on "Process Right, Pack Right, Eat Right-Reduce Waste" & Quiz-Poster Competitions on 16.10.2019 at PHDCCI by PHD Chamber of Commerce and Industry (PHDCCI), New Delhi	16 th October, 2019	New Delhi	2,61,286
10	PHDCCI	1 st Nutrition Spectrum 2019: Invest in Nutrition – Invest in Future on 7 th November 2019 at PHD House, New Delhi by PHD Chamber of Commerce and Industry (PHDCCI), New Delhi	7 th November, 2019	New Delhi	2,59,388
11	AIFPA	Participation of IIFPT in India international Conference from 7 th - 10 th August, 2019 at India Expo Centre & Mart, Greater Noida organized by All India Food Processors' Association (AIFPA)	7 th -10 th August, 2019	Greater Noida, Uttar Pradesh	1,00,078

S. No.	Name of organization to whom financial support extended	Name of Event	Date on which held	Place	Fund released (in ₹)
12	FICCI	Participation of IIFPT in the "Annapoorna - Anufood India 2019", at Bombay Exhibition Centre, Mumbai from 29-31 August 2019 organized by Federation of Indian Chambers of Commerce and Industry (FICCI), New Delhi.	29 th -31 st August, 2019	Mumbai, Maharashtra	13,12,751
13	NIFTEM	Payment of ₹1.0 Crore to NIFTEM for the expenditure of National Organic Festival for Women Entrepreneurs from 21-23 rd February, 2020 at JLN Stadium, New Delhi	21 st -23 rd February, 2020	New Delhi	79,00,000
14	AIFPA	Virtual rally held on 29.06.2020 for the press conference on launch of FME	29 th June, 2020	New Delhi	8,31,596
15	CII	Payment to CII for organizing "National Organic Festival for Women Entrepreneurs" at Jawaharlal Nehru Stadium, New Delhi on 21 st -23 rd Feb, 2020	21 st -23 rd February, 2020	New Delhi	4,50,000
16	IIFPT	Payment to IIFPT for organizing "National Level Food Technology Expo 2019 and All India Students Science Exhibition on Food Processing" at IIFPT from 15-16 September, 2019	15 th -16 th September, 2019	Thanjavur (Tamil Nadu)	17,53,086
17	IIFPT	Payment to IIFPT, Thanjavur, Tamil Nadu for organizing National Conference on "Emerging Techniques in Food Processing" at IIFPT, Thanjavur	27 th -28 th June, 2019	Thanjavur (Tamil Nadu)	4,00,000
18	IIFPT	Payment to IIFPT, Thanjavur for Participation and hosting stall in "107 th Indian Congress" organized by The Indian Science Congress Association (ISCA)	3 th -7 th January, 2020	Bangalore, Karnataka	3,85,081
19	DICCI	"Conference on Opportunities for SC/ST Entrepreneurs in Food Processing Industry, 2019-20" at Chandigarh by DICCI on 08.03.2020	8 th March, 2020	Chandigarh	5,10,002
20	FINER	Seminar on Agro Processing Cluster for Food Processing Industries at Aizawl (Mizoram) by FINER in 1 st week of October, 2019	1 st week of October, 2019	Aizawl (Mizoram)	5,00,000
21	FINER	Seminar on Awareness Programme on Food Processing Industries at Gangtok (Sikkim) by FINER in 1 st week of January, 2020	1 st week of January, 2020	Gangtok (Sikkim)	5,00,000
22	ASSOCHAM	"Emerging Export Opportunities in Food Processing with Bangladesh" on 9 th January, 2020 at Hotel Sonar Tori, Agartala, Tripura by ASSOCHAM	9 th January, 2020	Agartala, Tripura	5,00,000
23	ASSOCHAM	Proposal for financial assistance to "Exhibition Cum Workshop on Technologies in Food Processing - Developed by CSIR" on 13.11. 2019 in New Delhi by ASSOCHAM	13 th November, 2019	New Delhi	20,30,000

S. No.	Name of organization to whom financial support extended	Name of Event	Date on which held	Place	Fund released (in ₹)
24	IIFPT	Participation of IIFPT in 14th edition of Krishithon, an international agriculture trade fair and conference organized by KRISHITHON, Nashik, Maharashtra on 21-25 November, 2019 at Nashik, Maharashtra	21 st -25 th November, 2019	Nashik, Maharashtra	1,55,440
25	NIFTEM	Payment of ₹1.0 Crore to NIFTEM for the expenditure of National Organic Festival for Women Entrepreneurs from 21-23rd February, 2020 at JLN Stadium, New Delhi	21 st -23 rd February, 2020	New Delhi	1,00,00,000
26	NIFTEM	Participation of IIFPT in "Food & Technology Expo 2019" on 1st -03rd August, 2019 at Pragati Maidan	1 st -03 rd August, 2019	New Delhi	6,72,550
27	IIFPT	Organizing "Industry-Academia Consultation Meeting on Food Processing" by IIFPT on 08th November, 2019 at IIFPT	08 th November, 2019	Thanjavur (Tamil Nadu)	4,60,000
28	AIFPA	Organizing National Seminar on "Strategies for Boosting Growth of Food Processing in the country" by AIFPA, New Delhi on 19th December, 2019 at Bengaluru	19 th December, 2019	Bengaluru (Karnataka)	4,47,513
29	IIFPT	Participation of IIFPT in Vision Rajasthan 2019 from 17-19 September, 2019 at Udaipur (Rajasthan)	17 th -19 th September, 2019	Udaipur (Rajasthan)	2,18,903
30	IIFPT	Participation of IIFPT in 10th KRISHI FAIR -2019 at Puri Town, Odisha organized by SHREE SHRIKSHETRA SOOCHANA from 21-25 October, 2019 at Puri Town, Odisha	21 st -25 th October, 2019	Odisha (Bhubaneswar)	2,21,534
31	ASSOCHAM	"AGRO & FOOD PROCESSING SUMMIT:-TECHNOLOGY-INVESTMENT - INFRASTRUCTURE" with the theme of "Madhya Pradesh...A Land of Opportunities" by ASSOCHAM on 26th September-2019 at Bhopal, Madhya Pradesh	26 th September, 2019	Bhopal, Madhya Pradesh	4,54,185
32	ICC, Kolkata	Participation of two entrepreneurs nominated by ICC, Kolkata in 17th edition Agro + F&B Pro Expo from 3-5 December, 2019 at Bombay Exhibition Centre, Goregaon East, Mumbai organized by Trinity Group	3 rd -5 th December, 2019	Mumbai (Maharashtra)	2,65,500
33	ICC, Kolkata	Workshop on Pradhan Mantri Kisan Sampada Yojana on 24 Sept., 2019 at Kolkata, West Bengal by ICC, Kolkata	24 th September, 2019	Kolkata, West Bengal	4,87,573
34	ASSOCHAM	Organizing 2nd National Conference on "Food Value Partnerships - End to End Approach" on 18th December, 2019 at New Delhi	18 th December, 2019	New Delhi	5,00,000
35	DICCI	Organizing four MSME Outreach Campaigns for SC/ST in Nagpur District.	November, 2018 to February, 2019	Nagpur (Maharashtra)	5,00,000

S. No.	Name of organization to whom financial support extended	Name of Event	Date on which held	Place	Fund released (in ₹)
36	ICC, Kolkata	Proposal for financial assistance with logo support for organizing "Food-Tech Conclave" for the beneficiaries of Scheduled Castes & Scheduled Tribes at Silchar, Assam on 17.12.2019	17 th December, 2019	Silchar, Assam	4,91,775
37	DICCI	"Conference on Opportunities for SC/ST Entrepreneurs in Food Processing Industry, 2019-20" at Mumbai on 27.09.2019 & Faridabad on 13.12.2019	Mumbai on 27.09.2019 & Faridabad on 13.12.2019	Mumbai (Maharashtra)	11,06,893
38	DICCI	"Conference on Opportunities for SC/ST Entrepreneurs in Food Processing Industry, 2019-20" at on Kolkata 16.11.2019	16.11.2019	Kolkata, West Bengal	5,39,634
39	ICC, Kolkata	Proposal for financial assistance with logo support for organizing "Food-Tech Conclave" for the beneficiaries of Scheduled Castes & Scheduled Tribes by ICC, Kolkata at Siliguri, West Bengal on 29th January, 2020	29 th January, 2020	Siliguri, West Bengal	4,75,119
40	ICC, Kolkata	Proposal for financial assistance with logo support for organizing 11 (Eleven) events of "Food-Tech Conclave" for the beneficiaries of Scheduled Castes & Scheduled Tribes by ICC, Kolkata at Patna, Bihar (SC event)	Patna, Bihar on 4th February, 2020	Patna, Bihar	4,63,496
41	ICC, Kolkata	Proposal for financial assistance for organizing "Food-Tech Conclave" for the beneficiaries of Scheduled Castes & Scheduled Tribes by ICC, Kolkata on 25.02.2020 at Tura, Meghalaya	25.02.2020	Tura, Meghalaya	4,76,375
42	ICC, Kolkata	"Food-Tech Conclave" for the beneficiaries of Scheduled Castes & Scheduled Tribes by ICC, Kolkata 07.03.2020 at Bhubaneswar, Odisha	07.03.2020	Bhubaneswar, Odisha	4,88,565
43	DICCI	"Conference on Opportunities for SC/ST Entrepreneurs in Food Processing Industry, 2019-20" at Vadodara on 21.12.2019	21.12.2019	Vadodara (Gujarat)	5,64,724
44	ICC, Kolkata	Proposal for financial assistance with logo support for organizing "Food-Tech Conclave" for the beneficiaries of Scheduled Castes & Scheduled Tribes by ICC, Kolkata at Aizawl, Mizoram on 04th February, 2020	04 th February, 2020	Aizawl, Mizoram	4,76,905
45	ICC, Kolkata	Proposal for financial assistance with logo support for organizing "Food-Tech Conclave" for the beneficiaries of Scheduled Castes & Scheduled Tribes by ICC, Kolkata at Dibrugarh, Assam (ST event)	Bhubaneswar, Orissa on 10 th December, 2019 Ranchi, Jharkhand on 19 th December, 2019 Raipur, Chhattisgarh on 20 th February, 2019	Dibrugarh, Assam	4,86,369

S. No.	Name of organization to whom financial support extended	Name of Event	Date on which held	Place	Fund released (in ₹)
46	ICC, Kolkata	"Food-Tech Conclave" for the beneficiaries of Scheduled Castes & Scheduled Tribes by ICC, Kolkata on 11.02.2020 at Raipur, Chhattisgarh	11 th February, 2020	Raipur, Chhattisgarh	4,69,277
47	ICC, Kolkata	"Food-Tech Conclave" for the beneficiaries of Scheduled Castes & Scheduled Tribes by ICC, Kolkata on 28.02.2020 at Ranchi, Jharkhand	28th February, 2020	Ranchi, Jharkhand	4,80,870
48	ICC, Kolkata	"Food-Tech Conclave" for the beneficiaries of Scheduled Castes & Scheduled Tribes by ICC, Kolkata on 05.03.2020 at Gangtok, Sikkim	05th March, 2020	Gangtok, Sikkim	4,80,465
49	ICC, Kolkata	Organizing Workshop on PMKSY on 6th July 2019 at Agartala, Tripura	6th July, 2019	Agartala (Tripura)	5,00,000
50	ICC, Kolkata	Workshop on Pradhan Mantri SAMPADA Yojana 13th August, 2019 Imphal (Manipur)	13th August, 2019	Imphal (Manipur)	9,85,404
51	CII	Workshop on Pradhan Mantri SAMPADA Yojana 18th February, 2020 Itanagar (Arunachal Pradesh)	18th February, 2020	Itanagar (Arunachal Pradesh)	4,51,560
		CII Tripura Pineapple Festival 2019 at Agartala, (Tripura) 28th June, 2019	28th June, 2019	Agartala (Tripura)	
52	ICC, Kolkata	Proposal for financial assistance on co-sponsorship basis for organizing workshop on PMKSY on 6th November, 2019 at Darrang, Assam	6th November, 2019	Darrang, Assam	4,74,815
53	ICC, Kolkata	Organizing "North East Food Processing & Machinery Expo" on 28th - 30th November, 2019 at Guwahati, Assam	28th-30th November, 2019	Guwahati (Assam)	20,00,000
54	ASSOCHAM	3rd Edition of Emerging North East-2020 on 27-29th February, 2020 at Maniram Dewan Trade Center, Guwahati, Assam	27th-29th February, 2020	Guwahati (Assam)	30,00,000
55	FINER	Seminar on Food Safety Guwahati (Assam) & Quality Assurance Infrastructure on 1st week of July, 2019	1st week of July, 2019	Guwahati	4,95,553
56	ASSOCHAM	"Uplifting organic food processing of Sikkim for Global Connect" on 8th November, 2019 at Central Hill, Gangtok, Sikkim	8th November, 2019	Gangtok, Sikkim	5,00,000
57	FINER	Seminar on Awareness Programme on Food Processing Industries on 28th August, 2019 at Kohima (Nagaland) by FINER	28th August, 2019	Kohima (Nagaland)	4,99,939

S. No.	Name of organization to whom financial support extended	Name of Event	Date on which held	Place	Fund released (in ₹)
58	AIDC, Guwahati	Seminar on Promotion and Awareness of various schemes & advantages offered by MoFPI on 30.08.2018 by AIDC, Guwahati	30th August, 2018	Guwahati	4,72,414
59	MSME Export Promotion Council	North East SC/ST Entrepreneurs' Conclaves 2019 at Guwahati 7th August 2019	7th August 2019	Guwahati	5,00,000
60	MSME Export Promotion Council	North East SC/ST Entrepreneurs' Conclaves 2019 at Mizoram 5th September, 2019	5th September, 2019	Mizoram	5,00,000
61	DICCI	"Conference on Opportunities for SC/ST Entrepreneurs in Food Processing Industry, 2019-20" at Raipur on 07.12.2019	07th December, 2019	Raipur	5,89,646

XI B-In-principle Approval given under the Scheme for Promotional Activities, Advertisement, Publicity, Studies and Surveys (01st January, 2020- 31st December, 2020)

S. No.	Name of organization to whom financial support extended	Name of Event	Date on which held	Place	Fund released (in ₹)
1	IIFPT	Food Processing Industry on Wheels-Workshop-cum-Demonstration on value addition of tomato, garlic & ginger by IIFPT	Place & State of the Event	Date of Event	21,60,000
			Thekkinadu Maithanam, Trissur, Kerala	4th-7th January, 2020	
			Bangalore, Karnataka	30-31st January, 2020	
			Kolar, Karnataka	3-4th February, 2020	
			Salem, Tamil Nadu	6-7th February, 2020	
			Andhra Pradesh	2-3rd March, 2020	
Telangana	5-6th March, 2020				
2	Government of Meghalaya	Support to the North East Food Show 2019, Shillong, Government of Meghalaya	4th-6th December, 2019	Guwahati (Assam)	5,00,000
3	Government of Assam	Organizing 6th edition of Assam International Agri-Horticultural Show (AIAHS) 2020	3rd-6th April, 2020	Guwahati (Assam)	10,00,000
4	CII	Virtual Hackathon by CII in the area of Post-Harvest Management and Logistics -2020	16th October, 2020	Virtual	5,00,000

XI C-Financial assistance given under the Scheme for Promotional Activities, Advertisement, Publicity, Studies and Surveys to NER events (01st January, 2020-31st December, 2020)					
1	FINER	Seminar on Agro Processing Cluster for Food Processing Industries at Aizawl (Mizoram) by FINER in 1 st week of October, 2019	1 st week of October, 2019	Aizawl (Mizoram)	5,00,000
2	FINER	Seminar on Awareness Programme on Food Processing Industries at Gangtok (Sikkim) by FINER in 1 st week of January, 2020	1 st week of January, 2020	Gangtok (Sikkim)	5,00,000
3	ASSOCHAM	"Emerging Export Opportunities in Food Processing with Bangladesh" on 9th January, 2020 at Hotel Sonar Tori, Agartala, Tripura by ASSOCHAM	9th January, 2020	Agartala (Tripura)	5,00,000
4	ICC, Kolkata	Organizing Workshop on PMKSY on 6th July 2019 at Agartala, Tripura	6th July, 2019	Agartala (Tripura)	5,00,000
5	ICC, Kolkata	Workshop on Pradhan Mantri SAMPADA Yojana 13th August, 2019 Imphal (Manipur)	13th August, 2019	Imphal (Manipur)	9,85,404
		Workshop on Pradhan Mantri SAMPADA Yojana 18th February, 2020 Itanagar (Arunachal Pradesh)	18th February, 2020	Itanagar (Arunachal Pradesh)	
6	CII	CII Tripura Pineapple Festival 2019 at Agartala, (Tripura) 28th June, 2019	28th June, 2019	Agartala (Tripura)	4,51,560
7	ICC, Kolkata	Proposal for financial assistance on co-sponsorship basis for organizing workshop on PMKSY on 6th November, 2019 at Darrang, Assam	6th November, 2019	Darrang (Assam)	4,74,815
8	ICC, Kolkata	Organizing "North East Food Processing & Machinery Expo" on 28th – 30th November, 2019 at Guwahati, Assam	28th-30th November, 2019	Guwahati (Assam)	20,00,000
9	ASSOCHAM	3rd Edition of Emerging North East-2020 on 27-29th February, 2020 at Maniram Dewan Trade Center, Guwahati, Assam	27th-29th February, 2020	Guwahati (Assam)	30,00,000
10	FINER	Seminar on Food Safety Guwahati (Assam) & Quality Assurance Infrastructure on 1st week of July, 2019	1st week of July, 2019	Guwahati (Assam)	4,95,553
11	ASSOCHAM	"Uplifting organic food processing of Sikkim for Global Connect" on 8th November, 2019 at Central Hill, Gangtok, Sikkim	8th November, 2019	Gangtok (Sikkim)	5,00,000
12	FINER	Seminar on Awareness Programme on Food Processing Industries on 28th August, 2019 at Kohima (Nagaland) by FINER	28th August, 2019	Kohima (Nagaland)	4,99,939
13	AIDC, Guwahati	Seminar on Promotion and Awareness of various schemes & advantages offered by MoFPI on 30.08.2018 by AIDC, Guwahati	30th August, 2018	Guwahati	4,72,414
14	MSME Export Promotion Council	North East SC/ST Entrepreneurs' Conclaves 2019 at Guwahati 7th August 2019	7th August 2019	Guwahati	5,00,000
15		North East SC/ST Entrepreneurs' Conclaves 2019 at Mizoram 5th September, 2019	5th September, 2019	Mizoram	5,00,000

S. No.	Name of organization to whom financial support extended	Name of Event	Date on which held	Place	Fund released (in ₹)
16	DICCI	"Conference on Opportunities for SC/ST Entrepreneurs in Food Processing Industry, 2019-20" at Raipur on 07th December, 2019	07th December, 2019	Raipur (Chattisgarh)	5,89,646



ANNEXURE-XII

Status of implementation of approved projects under operation Greens Scheme as on 31st December, 2020
(₹ in Crore)

S. No.	Name of PIA	Location of Cluster	Name of Crop	Date of Final Approval	Project Cost	Amount of Grant-in-Aid Approved	Amount of Grant released	Status
1	M/s Andhra Pradesh Food Processing Society	Chittor, Anantapur, Andhra Pradesh	Tomato	20.03.2019	109.99	48.82	Nil	Under Implementation
2	M/s Nedspice Dehydration India LLP	Bhavnagar, Gujarat	Onion	20.03.2019	63.64	25.22	2.37	Under Implementation
3	M/s Khemanand Dudh and Krishi Producer Company Limited	Ahmednagar, Maharashtra	Onion	08.01.2020	31.33	14.60	Nil	Under Implementation
4	M/s Banaskantha District Co-op. Milk Producers Union Ltd	Banaskantha, Gujarat	Potato	08.01.2020	103.87	30.56	Nil	Under Implementation
5	M/s Vangi Foods	Kheda, Gujarat	Tomato	05.03.2020	18.50	4.51	0.45	Under Implementation
TOTAL					327.33	123.71	2.82	



ANNEXURE-XIII

Status of Skill Projects (As on 31st December, 2020)


(₹ in lakh)

S. No.	Project Implementing Agency	Location of Beneficiary Organization/Institution	Total Project Cost	Amount of GIA Approved	Amount of GIA Released	Status of Project
1	Indian Institute of Hospitality and Management, Vasai	Palghar, Maharashtra	36	17	17	Implemented
2	Professional Computer Institute	RS Pura, Jammu	76	38	19	Under implementation
3	Mind Sharper Educational Society	New Delhi	23	11.5	6	Under implementation
4	Kraftivity Art to Create	New Delhi	23	11.5	NIL	Under implementation
5	Shri Mahavir Group of Society	New Delhi	23	11.5	NIL	Under implementation
6	Krishna Foods	New Delhi	23	11.5	NIL	Under implementation
7	Kalpana Chawla Computech Ltd.	Kurukshetra, Haryana	96	46	NIL	Under implementation
8	National Paramedical Sciences Society	Yamunanagar, Haryana	114	57	NIL	Under implementation
9	Unique Trust	East Imphal, Manipur	60	30	NIL	Under implementation
10	Educational Research and Development Foundation (University of Science and Technology, Meghalaya)	Ri-Bhoi, Meghalaya	94	47	NIL	Under implementation
11	Indian Institute of Food Processing Technology	Thanjavur, Tamil Nadu	158	71	35.5	Under implementation
12	Orion Edutech Pvt. Ltd.	Kolkata, West Bengal	6	3	NIL	Under implementation
13	Ambaji Computer and Career Academy	Narsinghpur, Madhya Pradesh	104	52	NIL	Under implementation
14	Acme Enterprises	Jaipur, Rajasthan	62	31	NIL	Under implementation
15	NIFTEM	Kundli, Haryana	97	97	NIL	Under implementation





**MINISTRY OF FOOD PROCESSING INDUSTRIES
GOVERNMENT OF INDIA**



www.mofpi.nic.in

follow us on

 [@MOFPIIndia](#)  [@MOFPI_GOI](#)